

平成30年度

鹿児島湾流況調査報告書

令和2年7月

第十管区海上保安本部

1 目的

鹿児島湾は、湾口の幅約12km、奥行き約80kmの南北に細長い湾で、湾口より湾奥が深い特異な地形をしている。湾内には鹿児島市をはじめ多数の市町村が存在し、喜入には大規模石油基地が立地しており、大型タンカーや旅客船が頻繁に出入港していることから海洋情報の需要が多く、湾内の海洋環境問題や災害の発生時には適切に対応していく必要がある。このため、湾内での継続的な観測を実施し、湾内流況の詳細な変化を把握しておく必要がある。

本観測は、「流況予測・漂流モデルに必要な観測と検証」として、鹿児島湾内で毎月、流況、水温、塩分等の基礎データを取得し、更に海難事故等の発生時における漂流状況の予測精度向上のための資料を整備することを目的として実施した。

2 観測概要

(1) 観測船

測量船「いそしお」 27トン

(2) 観測海域

観測線及び観測点を付図1に示す。

測点番号は、過去の測点名と統一するため連番としていない。

なお、湾内を3海域に分け西桜島水道以北を「湾奥部」、西桜島水道以南から山川(指宿)以北を「湾中部」、山川(指宿)以南を「湾口部」と記載する。

(3) 観測項目

観測項目は下表のとおり。

| 観測項目 | 観測機器 | 備考 |
|---------|-------------------------|----------------|
| 流向・流速 | ADCP (古野電気CI-60G改) | 244kHz、5～100m層 |
| 表面水温 | 電気式温度計 (古野電気TI-20E) | 海面下1m、インテイク法 |
| 各層水温、塩分 | STD (JFEアドバンテックASTD100) | |
| 風向・風速 | 風車型風向風速計 | 海面上9.4m |
| 透明度 | 透明度板 | |

3 経過概要

| 日次 | 月日 | 曜日 | 作業内容 | | | |
|----|-------------|----|------------|---------------|----|-----|
| | | | 潮流 (定線) | 水温塩分 (STD) | 気象 | 透明度 |
| 1 | 平成30年 4月10日 | 火 | ○ | ○ | ○ | ○ |
| 2 | 4月11日 | 水 | ○ | — | — | — |
| 3 | 4月12日 | 木 | — | ○ | ○ | ○ |
| 4 | 5月15日 | 火 | ○ | — | — | — |
| 5 | 5月16日 | 水 | — | ○ | ○ | ○ |
| 6 | 5月17日 | 木 | ○ | ○ | ○ | ○ |
| 7 | 6月6日 | 水 | ○ | — | — | — |
| 8 | 6月7日 | 木 | — | ○ | ○ | ○ |
| 9 | 6月8日 | 金 | ○ | ○ | ○ | ○ |
| 10 | 7月10日 | 火 | — | ○ | ○ | ○ |
| 11 | 7月11日 | 水 | — | ○ | ○ | ○ |
| 12 | 8月1日 | 水 | ○ | ○ | ○ | ○ |
| 13 | 8月2日 | 木 | ○ | — | — | — |
| 14 | 8月3日 | 金 | — | ○ | ○ | ○ |
| 15 | 9月10日 | 月 | ○ | — | — | — |
| 16 | 9月12日 | 水 | — | ○ | ○ | ○ |
| 17 | 9月13日 | 木 | ○ | ○ | ○ | ○ |
| 18 | 12月12日 | 水 | ○ | ○ | ○ | ○ |
| 19 | 12月13日 | 木 | — | ○ | ○ | ○ |
| 20 | 12月14日 | 金 | — | ○ | ○ | ○ |
| 21 | 平成31年 1月15日 | 火 | — | ○ | ○ | ○ |
| 22 | 1月16日 | 水 | — | ○ | ○ | ○ |
| 23 | 1月17日 | 木 | ○ | ○ | ○ | ○ |
| 24 | 2月5日 | 火 | — | ○ | ○ | ○ |
| 25 | 2月6日 | 水 | — | ○ | ○ | ○ |
| 26 | 2月7日 | 木 | ○ | — | — | — |
| 27 | 3月4日 | 月 | — | ○ | ○ | ○ |
| 28 | 3月5日 | 火 | ○ | ○ | ○ | ○ |

4 観測結果

資料整理には本観測データ及び他機関の観測データも活用した。

(1) 鹿児島港の水温について

鹿児島水族館より鹿児島港の水温値の提供を受けており、平成30年の水温変化を図1に、平成30年の月平均、最高・最低水温等を表1及び表2に示す。

鹿児島港の水温は4月から7月まで平年値（平成3年～平成29年）より高く、8月以降は平年値より低い傾向で推移、月平均水温は1月、2月が平年値より1℃低くなっており、年平均水温は、平年値より0.4℃低かった。

図1 鹿児島港の表面水温

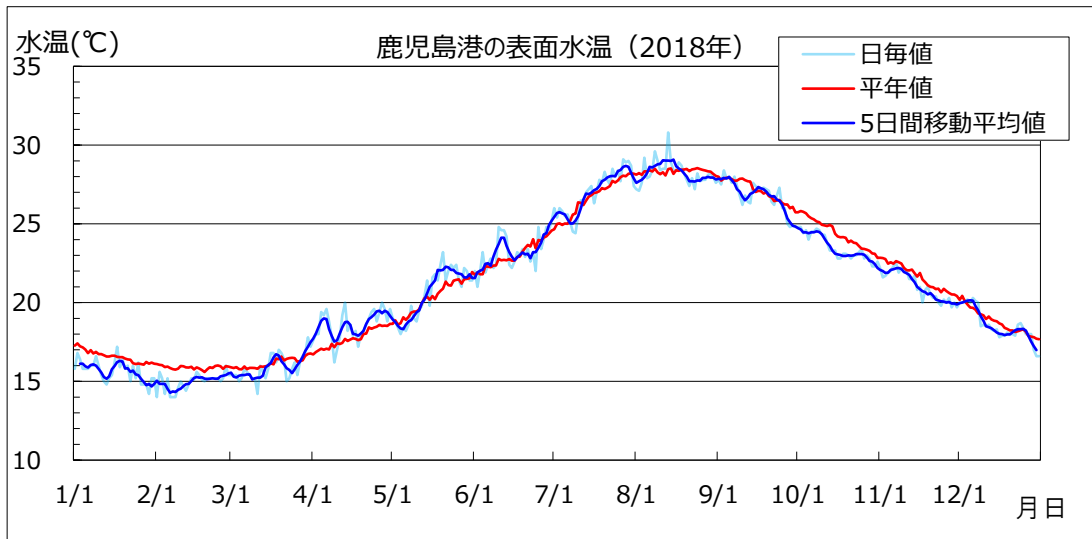


表1 平成30年月平均水温

| 月 | 1月 | 2月 | 3月 | 4月 | 5月 | 6月 | 7月 | 8月 | 9月 | 10月 | 11月 | 12月 |
|------|--------|--------|--------|--------|--------|--------|--------|--------|--------|--------|--------|--------|
| H30年 | 15.7°C | 15.0°C | 16.0°C | 18.7°C | 20.8°C | 23.5°C | 27.1°C | 28.3°C | 26.7°C | 23.3°C | 20.9°C | 18.4°C |
| 平年値 | 16.7°C | 16.0°C | 16.2°C | 17.7°C | 20.3°C | 23.1°C | 26.8°C | 28.4°C | 27.1°C | 24.4°C | 21.6°C | 18.7°C |

※平年値は平成14年～平成29年の平均値

表2 平成30年最高・最低及び年平均水温

| | | |
|-------|--------|--------------|
| 最高水温 | 30.8°C | 8/12 |
| 最低水温 | 14.0°C | 2/1, 6, 7, 8 |
| 年平均水温 | 21.2°C | 21.6°C (平年値) |

※平年値は平成14年～平成29年の平均値

(2) 鹿児島湾の水温について

測量船の船底から汲み上げる冷却用海水の水温データを使用し作成した表面水温分布図を付図2に示す。

鹿児島湾の表面水温は、湾口部で水温が高く、湾奥部になるにつれて水温が低くなっていた。

STD観測データによる湾奥部から湾口部にかけての水温鉛直断面図を付図3に、各測点毎の水温鉛直分布図を付図5、成果表を別表1～10に示す。

鉛直断面図及び鉛直分布図より、鹿児島湾全体で、5月～9月の表層から水深100m層付近までにかけて水温変化が大きく、最大11°Cの変化があった。それ以外の期間では表層と下層の水温変化は小さかった。鹿児島湾奥部及び湾央部では、水深100m層より下層は年間を通じ15～17°C台で推移し季節による水温変化は小さかった。

観測の季節、海域ごとの傾向は例年の傾向と同様で顕著な変化はみられなかった。

(3) 鹿児島湾の塩分について

STD観測で取得した湾奥部から湾口部にかけての塩分鉛直断面図を付図4、各測点毎の塩分鉛直分布図を付図5、成果表を別表1～10に示す。

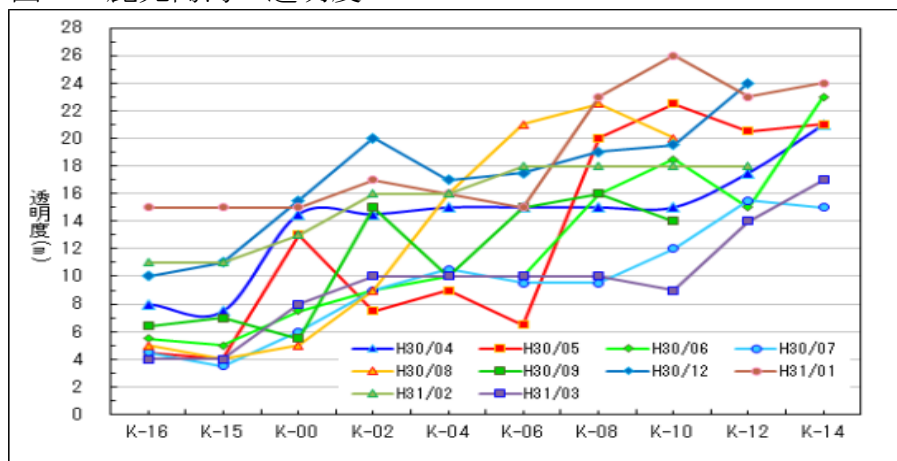
鉛直断面図及び鉛直分布図より、湾奥部では年間を通じて湾央、湾口と比べて塩分が低く、表層と下層の塩分に差があった。特に5月～9月において表層から水深80m層付近までにかけて塩分変化が大きく、最大4PSUの変化があった。湾央部では6月～9月に表層から水深80m層付近までにかけて塩分変化があり、最大2PSUの変化があった。また、湾口部では、湾奥部、湾央部と比べ塩分が高かった。

観測の季節、海域ごとの傾向は例年の傾向と同様で顕著な変化はみられなかった。

(4) 鹿児島湾の透明度について

各測点毎の透明度変化を図2に示す。平成30年12月、平成31年1月の観測では湾奥部でも10m以上あり、湾口部では20m以上の透明度となった。透明度は、例年と同様に湾奥部から湾口部へ高くなる傾向であった。

図2 鹿児島湾の透明度



(5) 鹿児島湾の流況について

ADCP観測で取得したデータから毎時の1'メッシュデータを算出し、同時刻における1'メッシュの鹿児島湾の潮流推算データ（海上保安庁海洋情報部 1985年10月作成）と比較した。比較図を付図6に示す。

湾奥及び湾央部にあっては、例年と同様に1ノット以上の流れの観測は無く0.5ノット以下の穏弱な流れが占めている。推算値データと比較すると、湾内でも狭部にあたる西桜島水道付近（鹿児島新港～桜島の間）と山川（指宿）以南の湾口部では推算値と概ね合致するが、その他海域では流向に相違が見られた。

☆鹿児島湾流況調査 ADCP 測線&STD 測点

湾奥測線

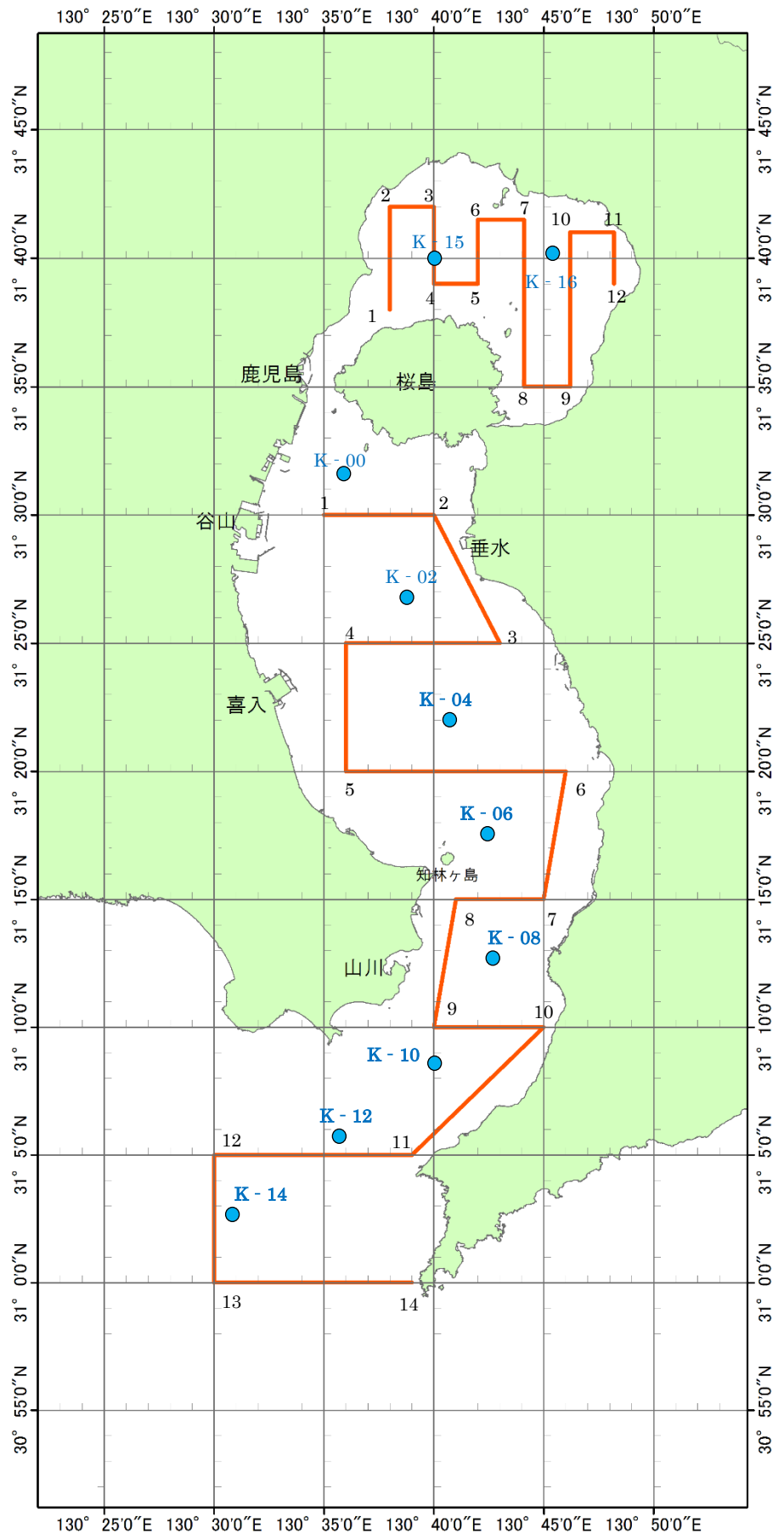
| NO. | 北緯 | 東経 |
|-----|---------|----------|
| 1 | 31-38 | 130-38 |
| 2 | 31-42 | 130-38 |
| 3 | 31-42 | 130-40 |
| 4 | 31-39 | 130-40 |
| 5 | 31-39 | 130-42 |
| 6 | 31-41.5 | 130-42 |
| 7 | 31-41.5 | 130-44.1 |
| 8 | 31-35 | 130-44.1 |
| 9 | 31-35 | 130-46.2 |
| 10 | 31-41 | 130-46.2 |
| 11 | 31-41 | 130-48.2 |
| 12 | 31-39 | 130-48.2 |

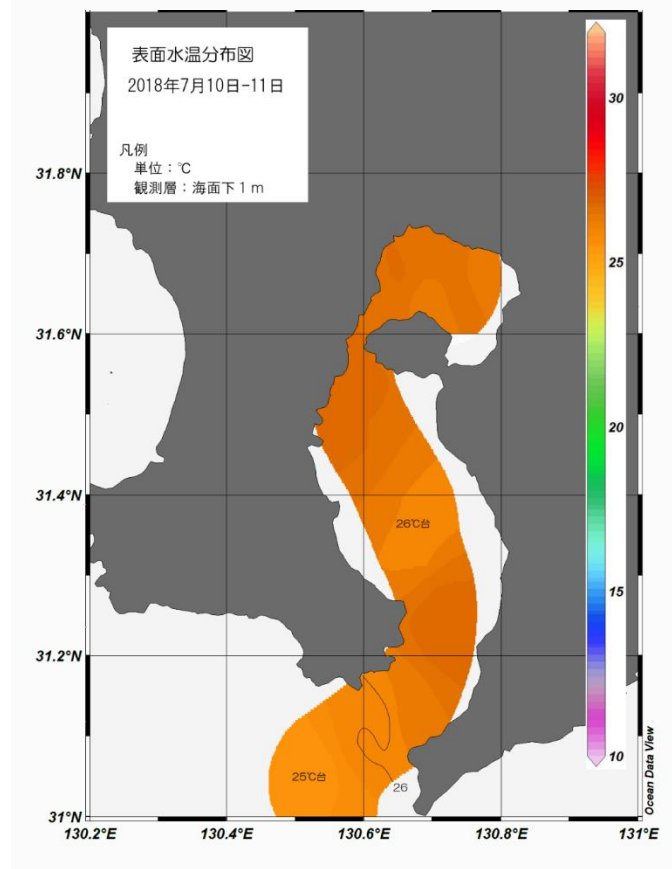
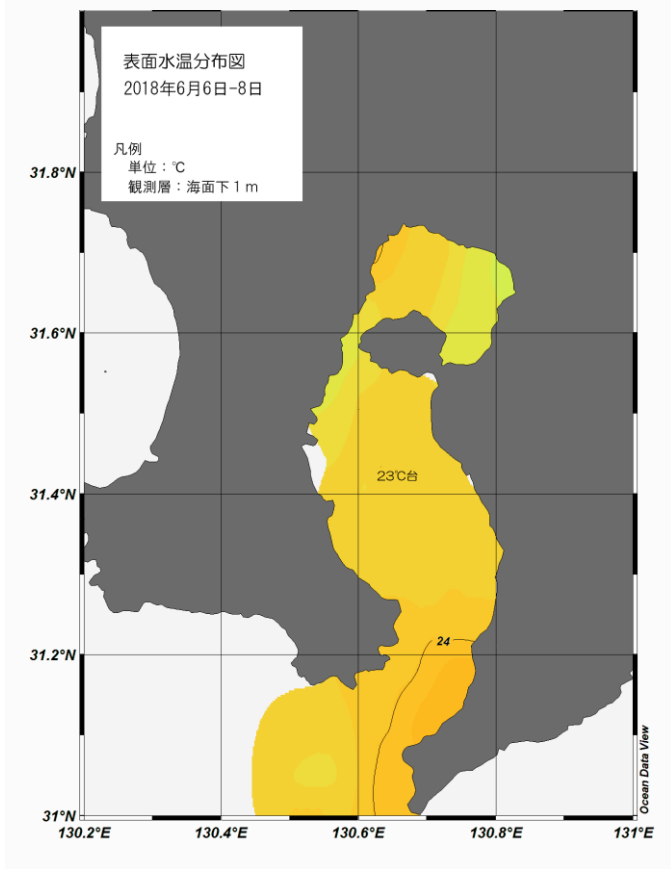
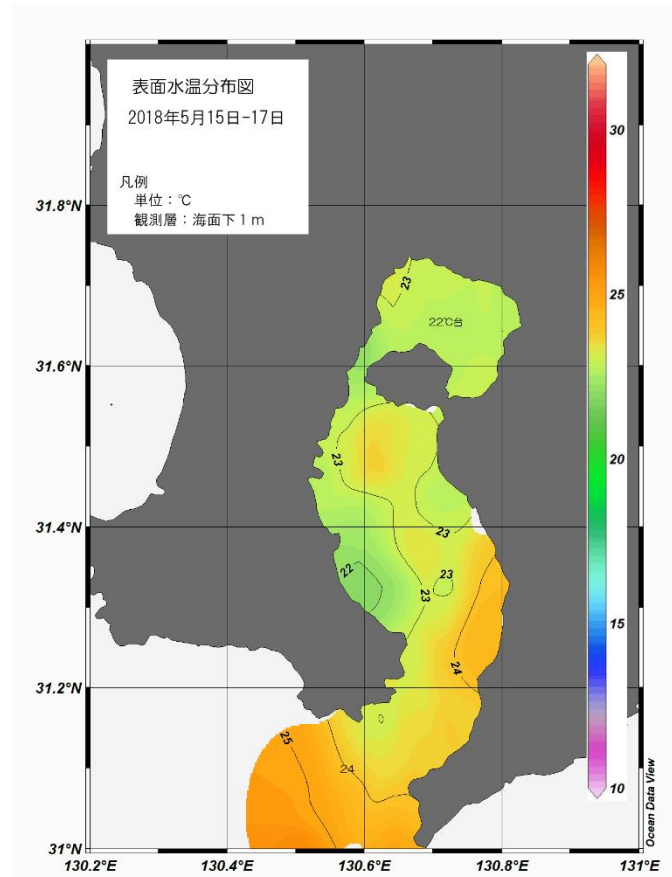
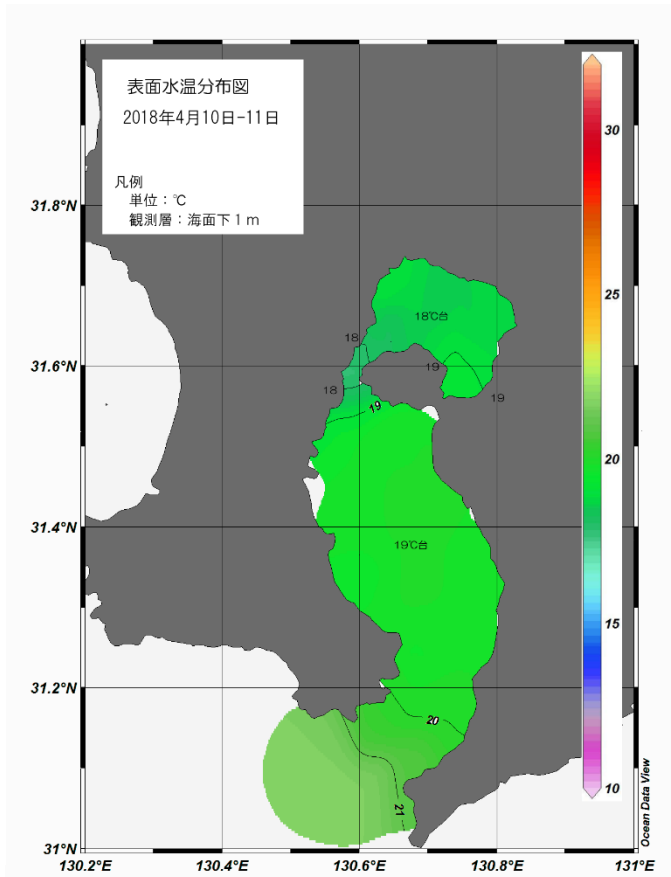
湾央・湾口測線

| NO. | 北緯 | 東経 |
|-----|-------|--------|
| 1 | 31-30 | 130-35 |
| 2 | 31-30 | 130-40 |
| 3 | 31-25 | 130-43 |
| 4 | 31-25 | 130-36 |
| 5 | 31-20 | 130-36 |
| 6 | 31-20 | 130-46 |
| 7 | 31-15 | 130-45 |
| 8 | 31-15 | 130-41 |
| 9 | 31-10 | 130-40 |
| 10 | 31-10 | 130-45 |
| 11 | 31-05 | 130-39 |
| 12 | 31-05 | 130-30 |
| 13 | 31-00 | 130-30 |
| 14 | 31-00 | 130-39 |

STD 測点

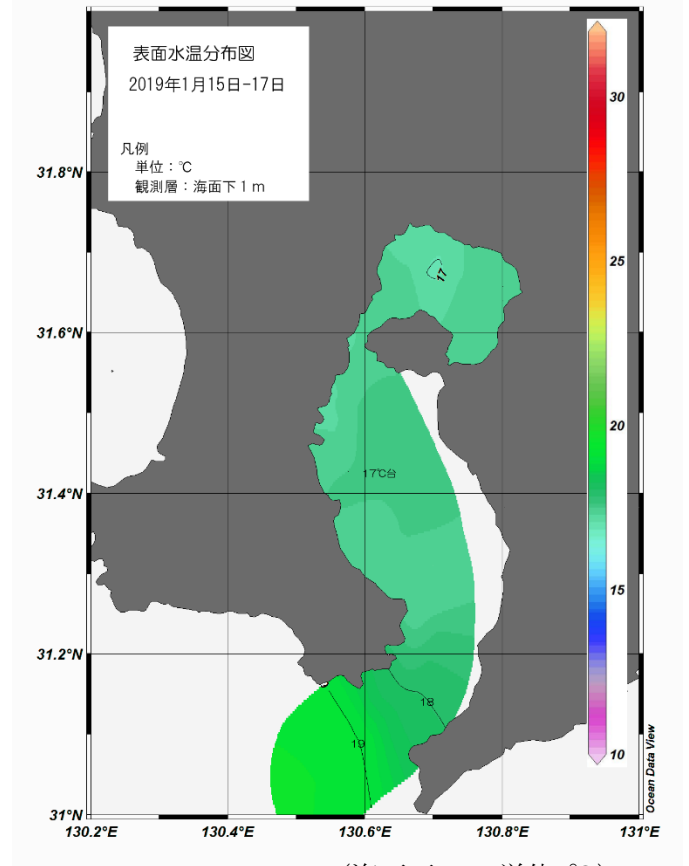
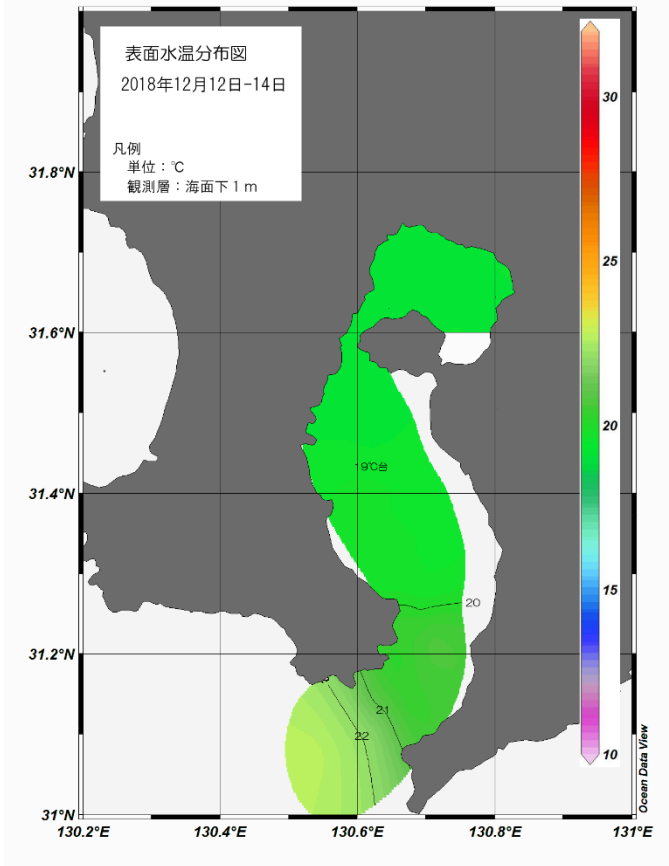
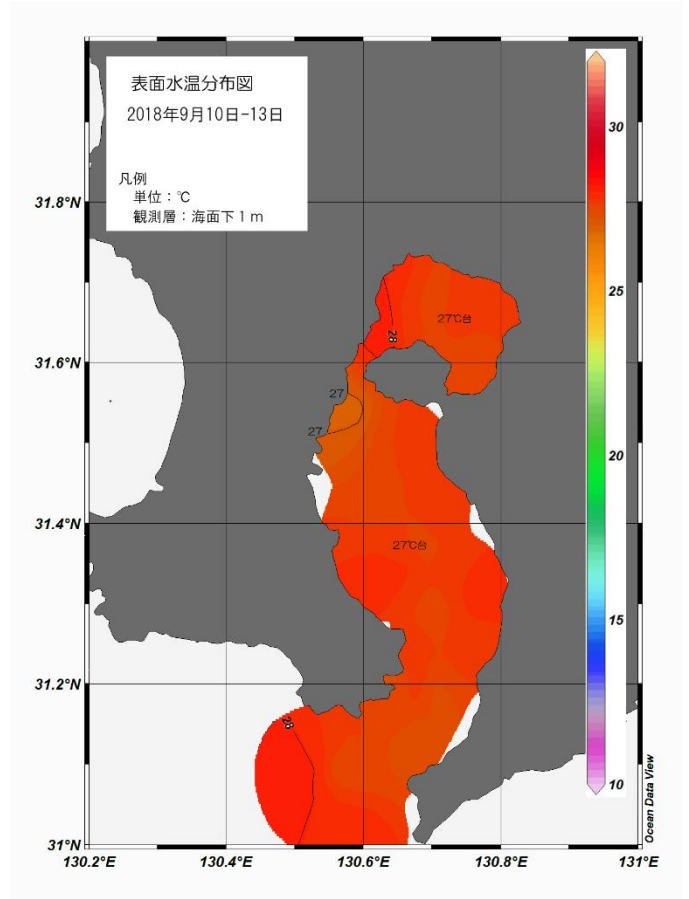
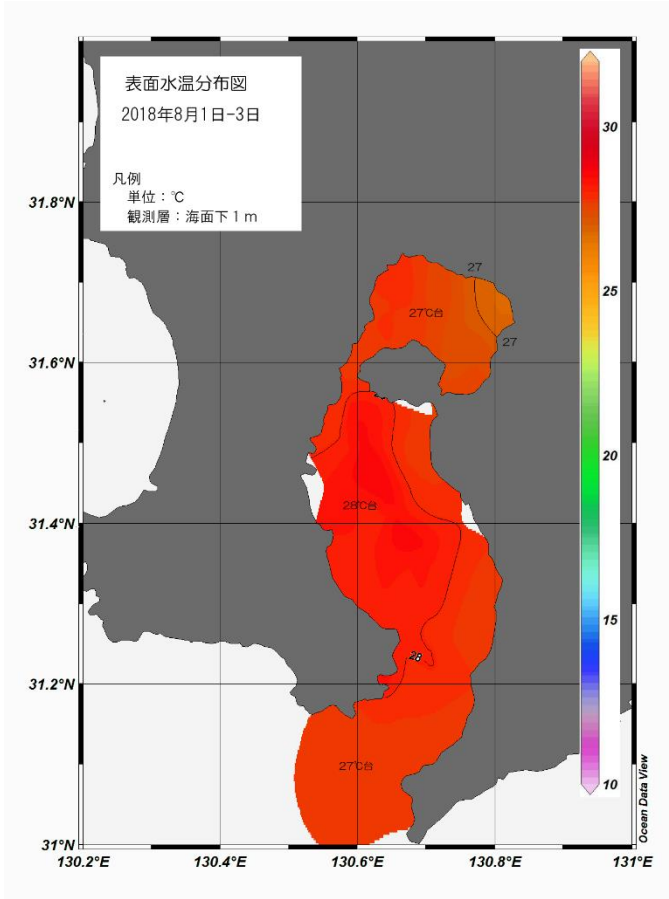
| NO. | 北緯 | 東経 |
|------|----------|-----------|
| K-00 | 31-31-15 | 130-35-45 |
| K-02 | 31-26-45 | 130-38-27 |
| K-04 | 31-22-15 | 130-41-09 |
| K-06 | 31-17-30 | 130-42-30 |
| K-08 | 31-12-30 | 130-42-30 |
| K-10 | 31-08-30 | 130-40-11 |
| K-12 | 31-05-30 | 130-35-32 |
| K-14 | 31-02-30 | 130-30-53 |
| K-15 | 31-40-00 | 130-40-00 |
| K-16 | 31-40-00 | 130-45-45 |





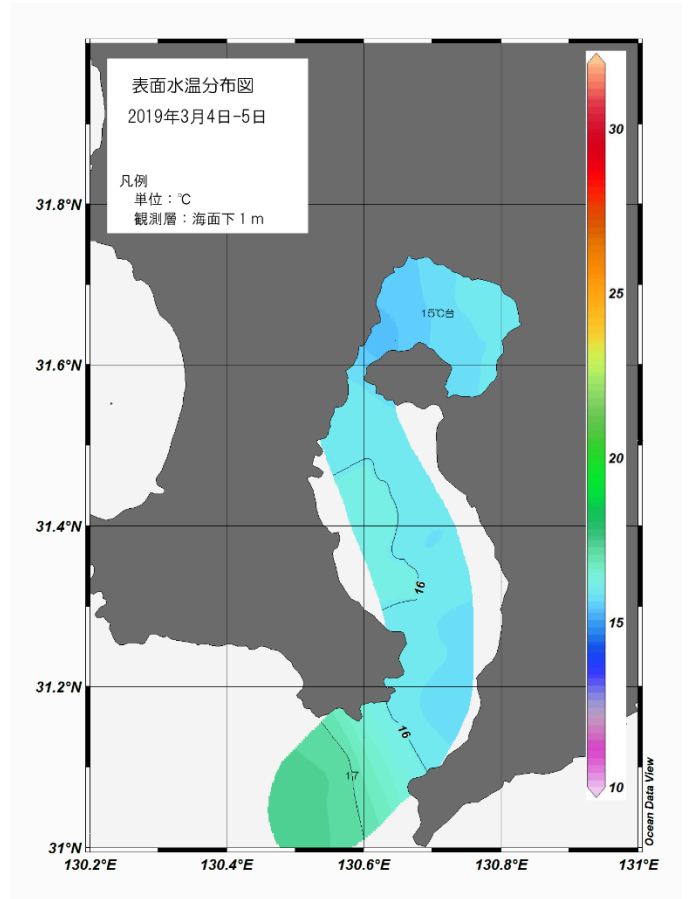
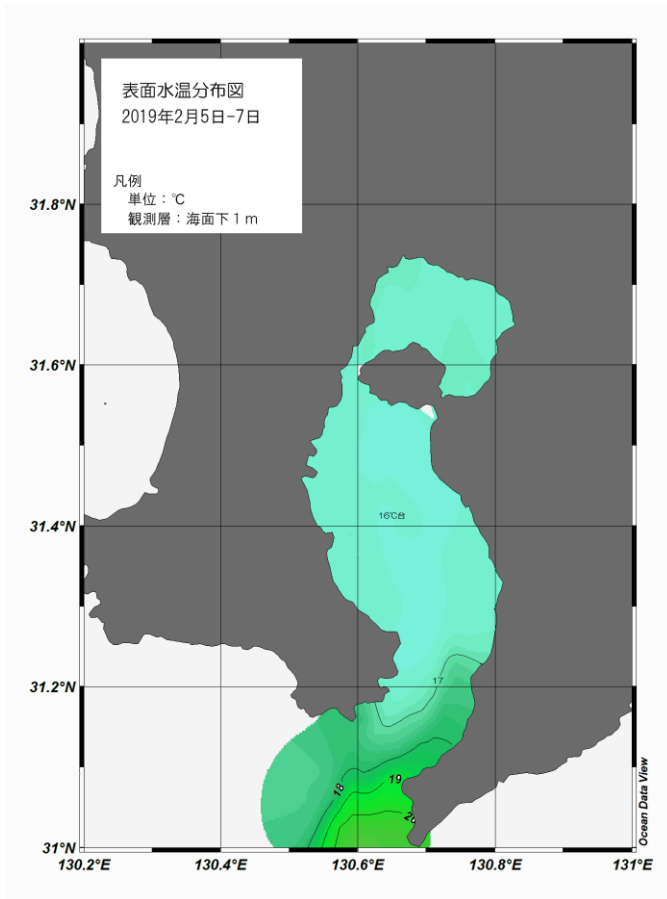
(海面下1m, 単位:℃)

付図2 表面水温分布図 (1 / 3)



(海面下1m, 单位:℃)

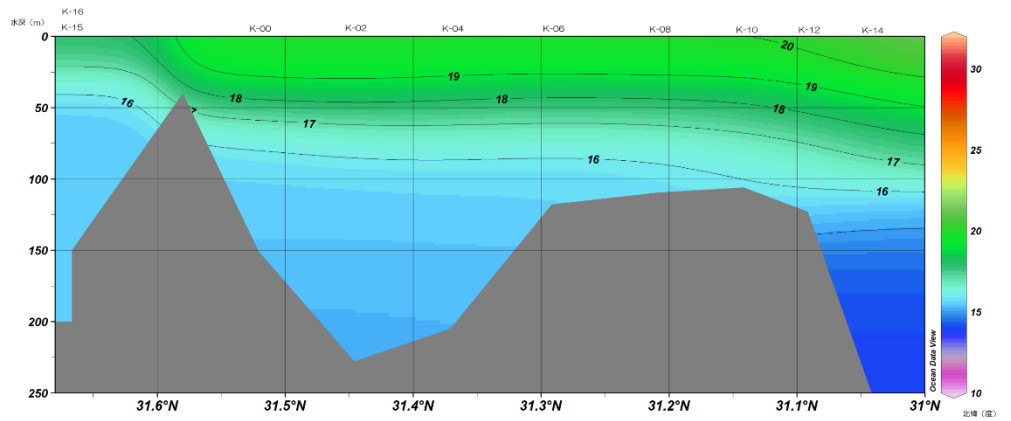
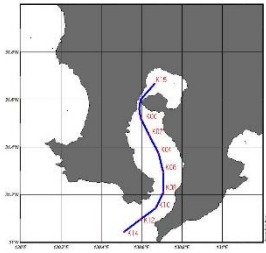
付図2 表面水温分布図 (2 / 3)



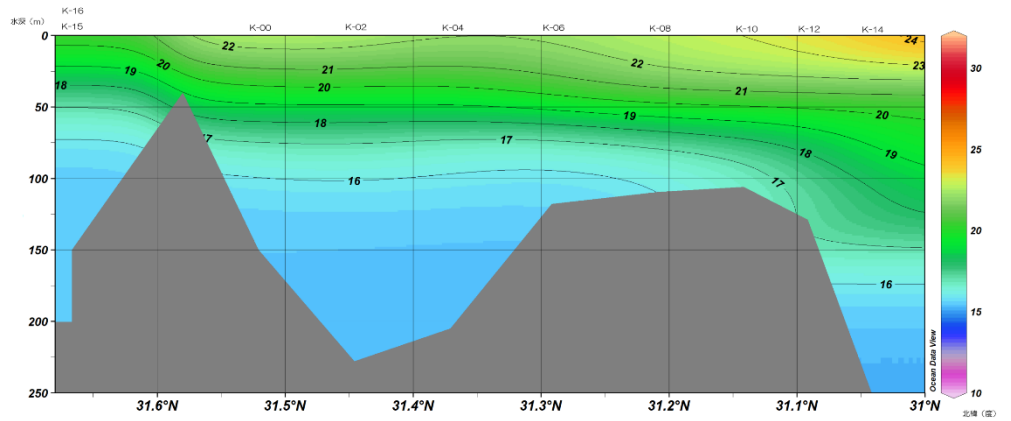
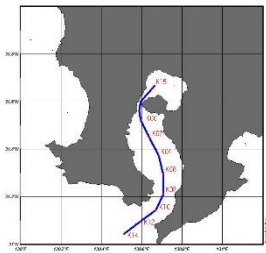
(海面下 1m, 単位:℃)

付図2 表面水温分布図 (3 / 3)

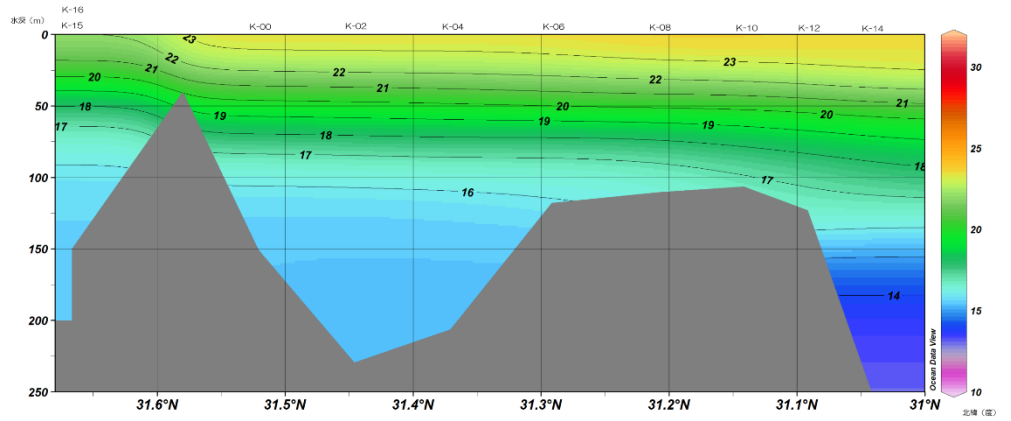
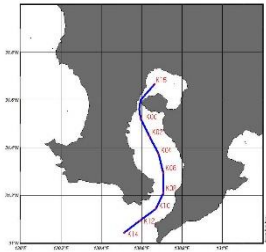
2018年4月



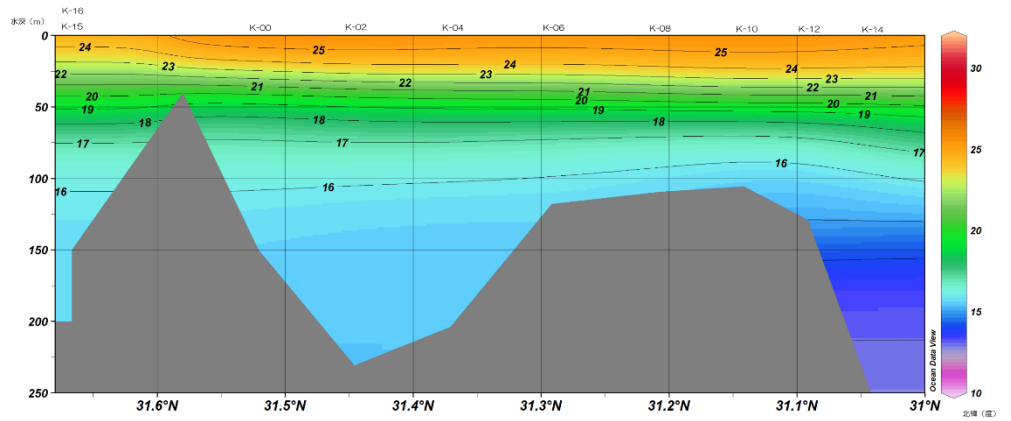
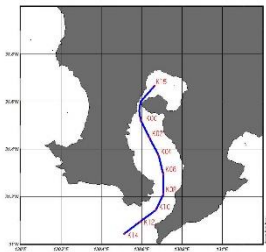
2018年5月



2018年6月

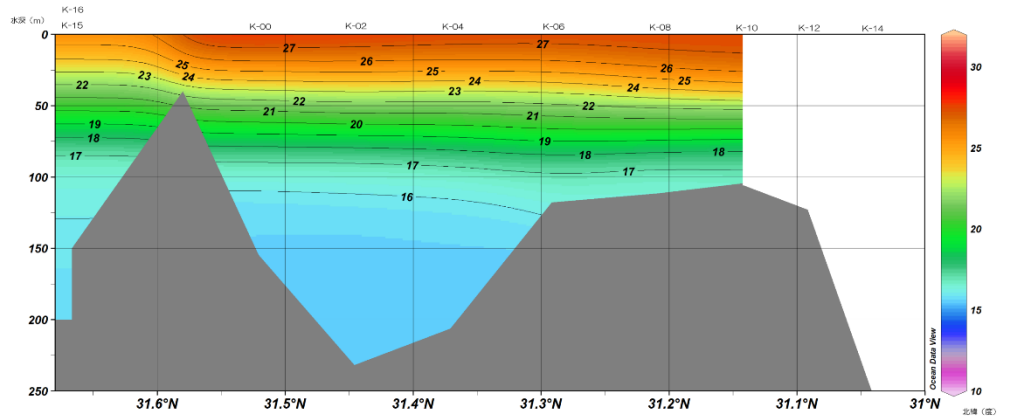
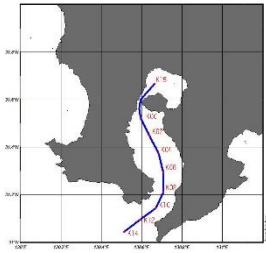


2018年7月

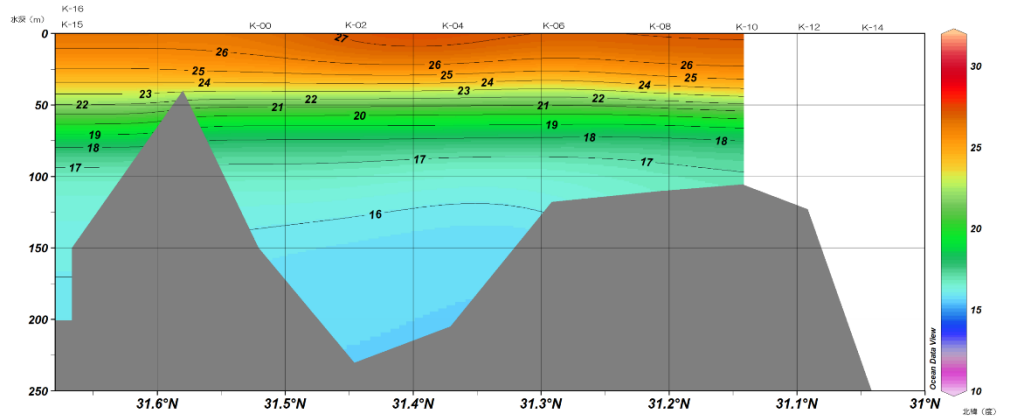
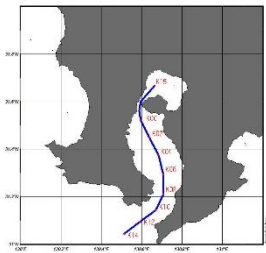


付図3 水温鉛直断面図 (1/3)

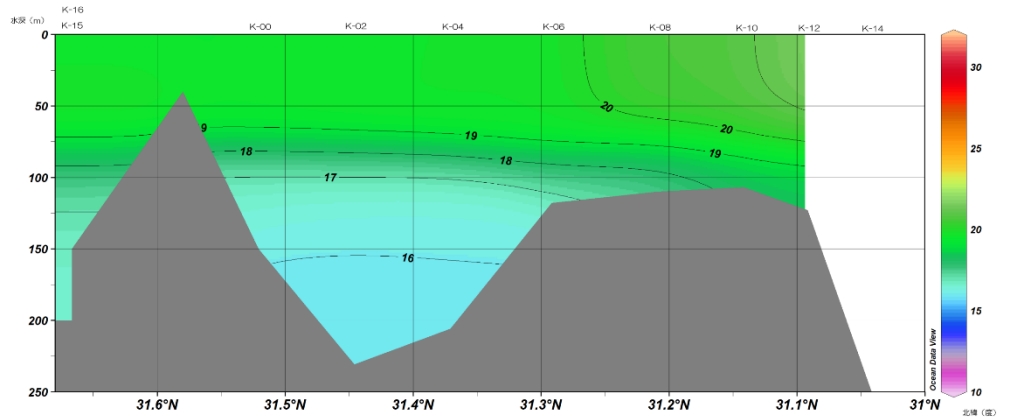
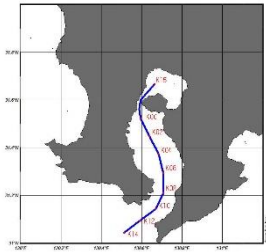
2018年8月



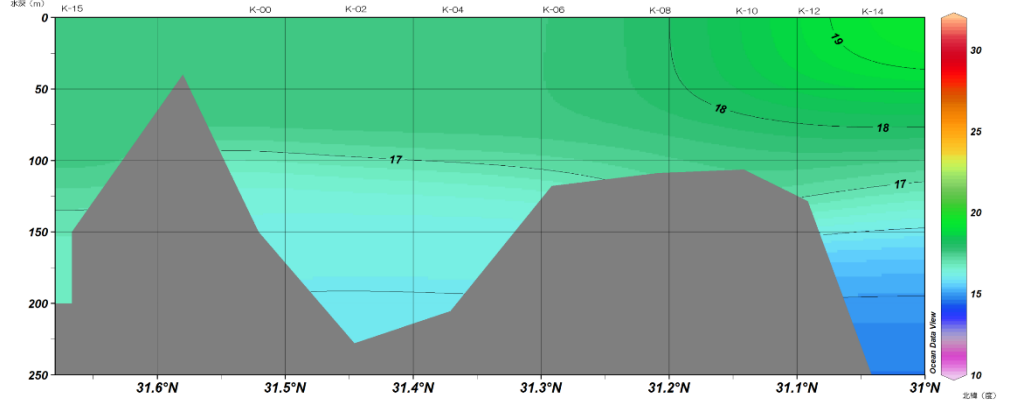
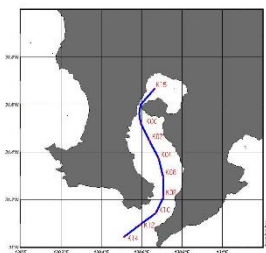
2018年9月



2018年12月

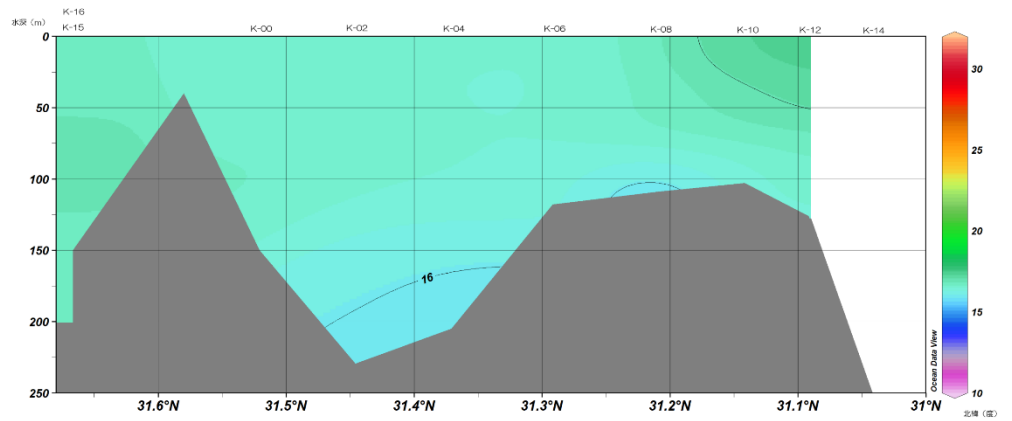
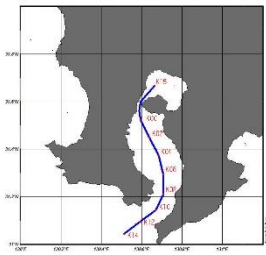


2019年1月

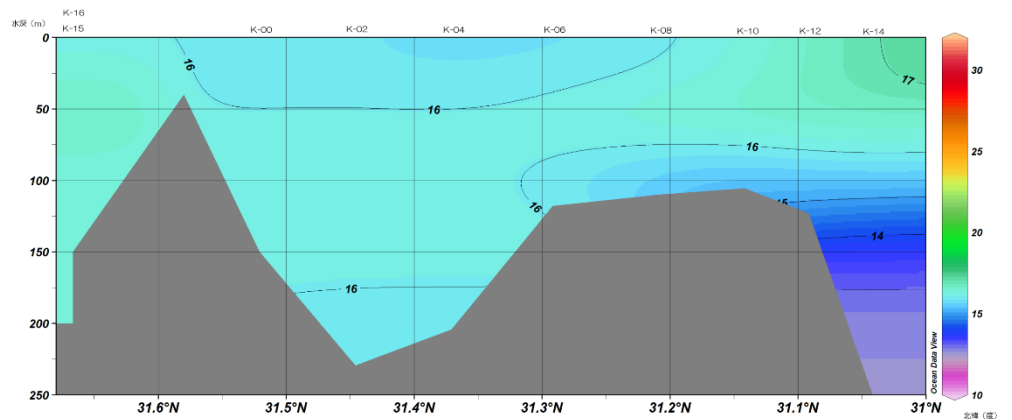
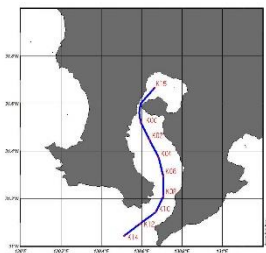


付図3 水温鉛直断面図 (2 / 3)

2019年2月

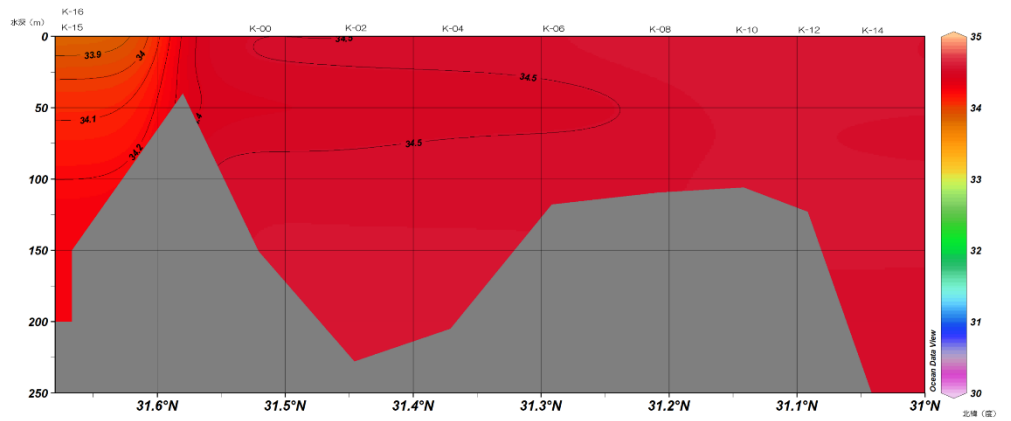
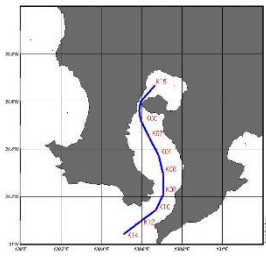


2019年3月

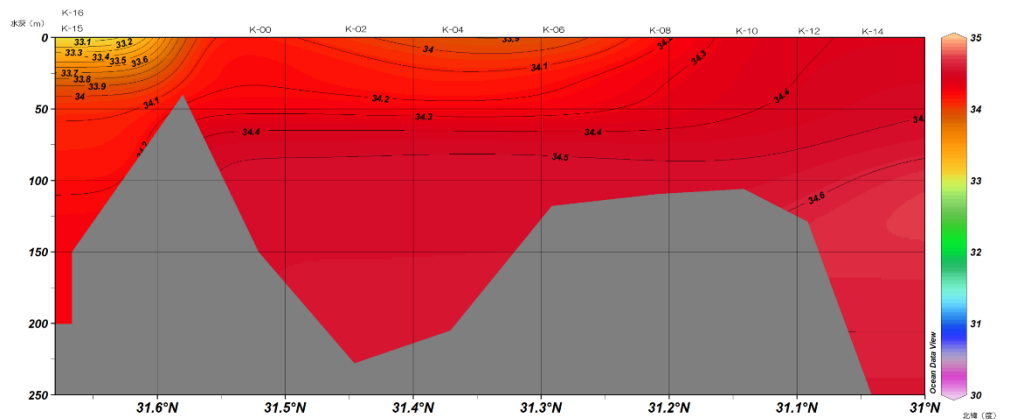
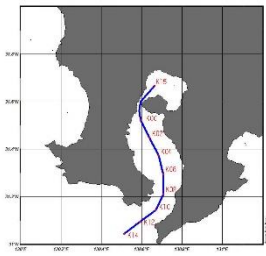


付図3 水温鉛直断面図 (3 / 3)

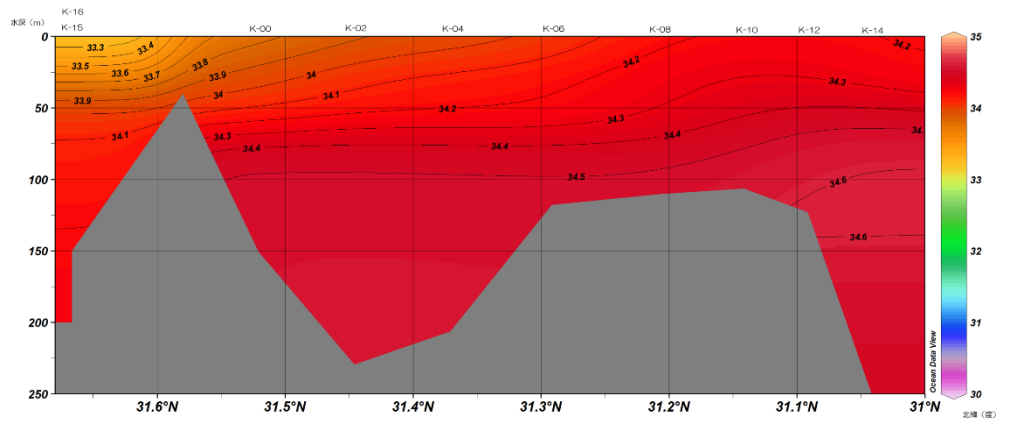
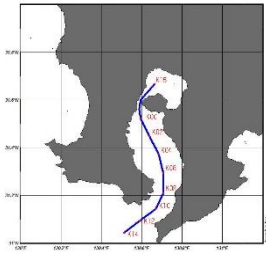
2018年4月



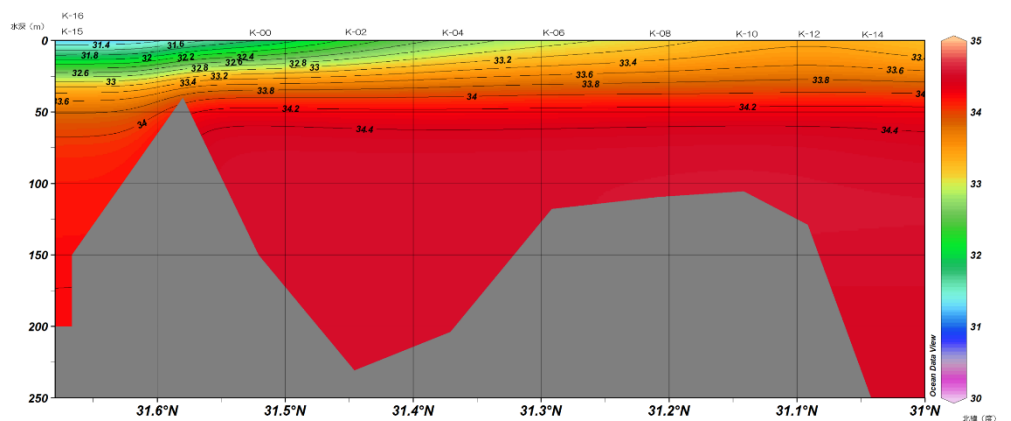
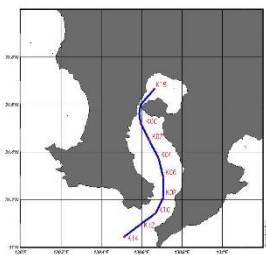
2018年5月



2018年6月

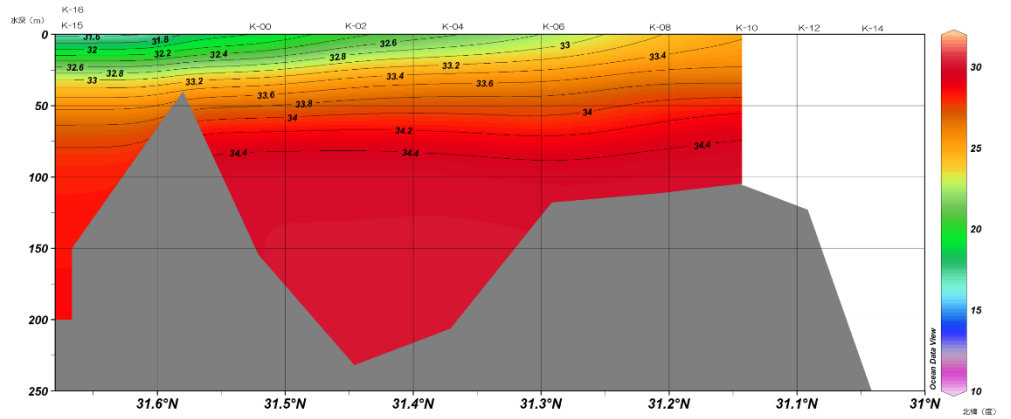
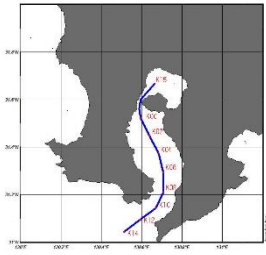


2018年7月

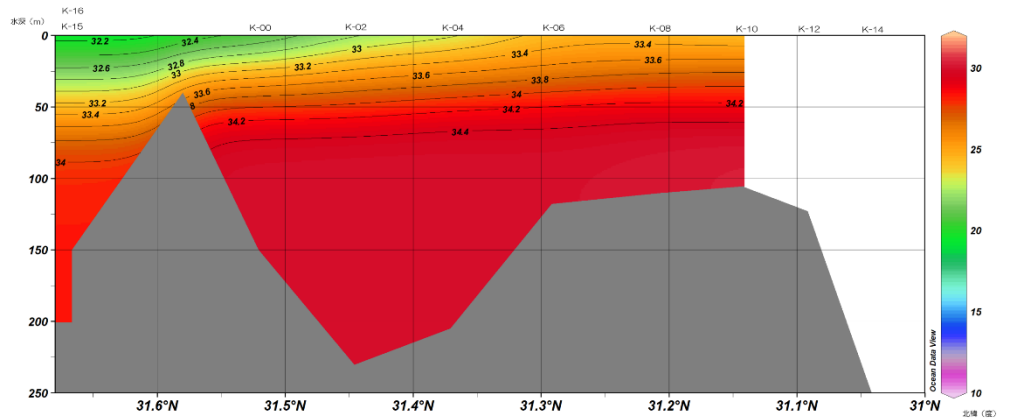
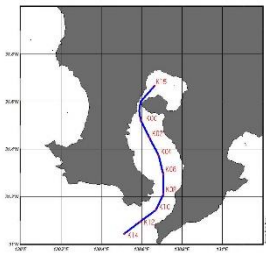


付図4 塩分鉛直断面図 (1/3)

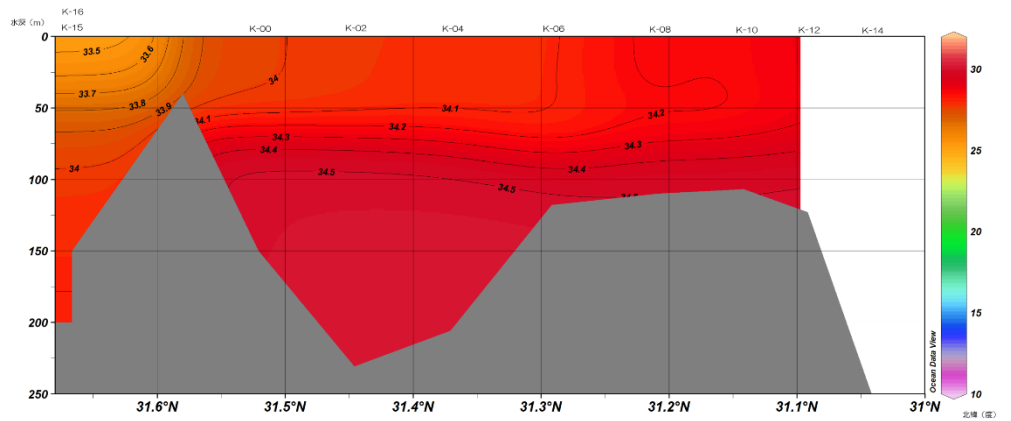
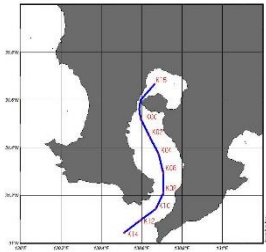
2018年8月



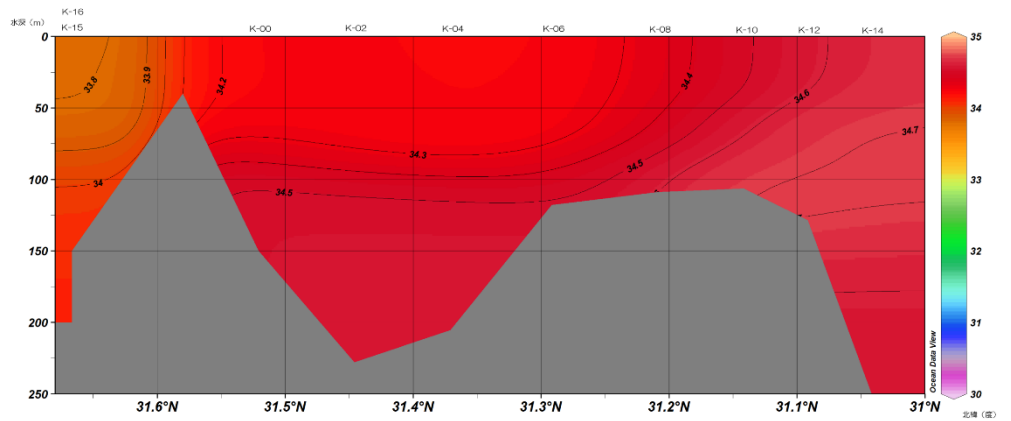
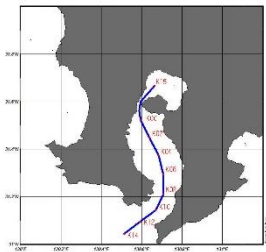
2018年9月



2018年12月

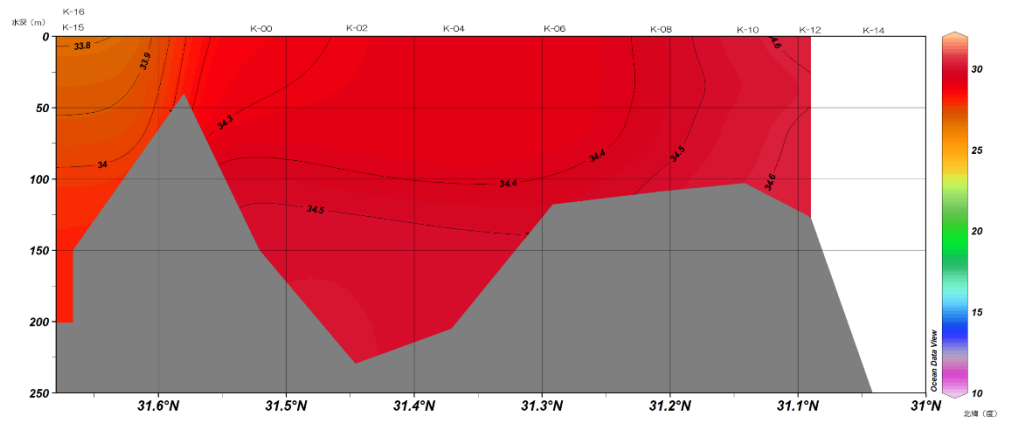
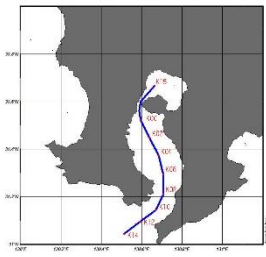


2019年1月

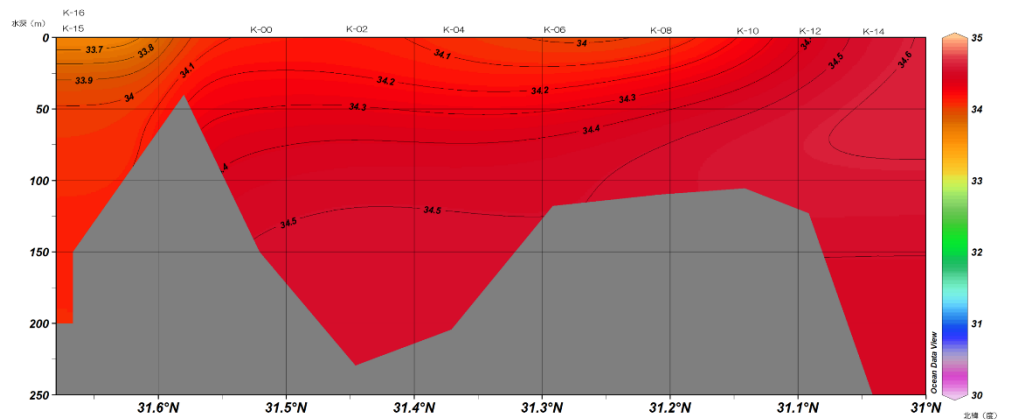
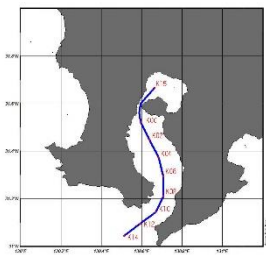


付図4 塩分鉛直断面図 (2/3)

2019年2月

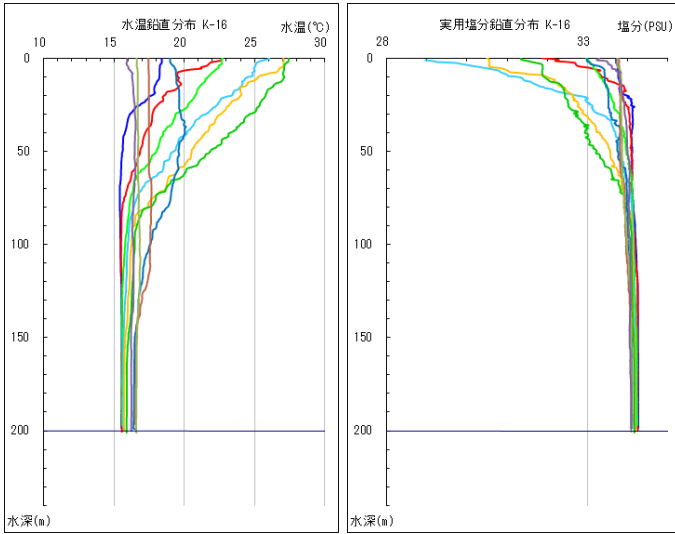


2019年3月

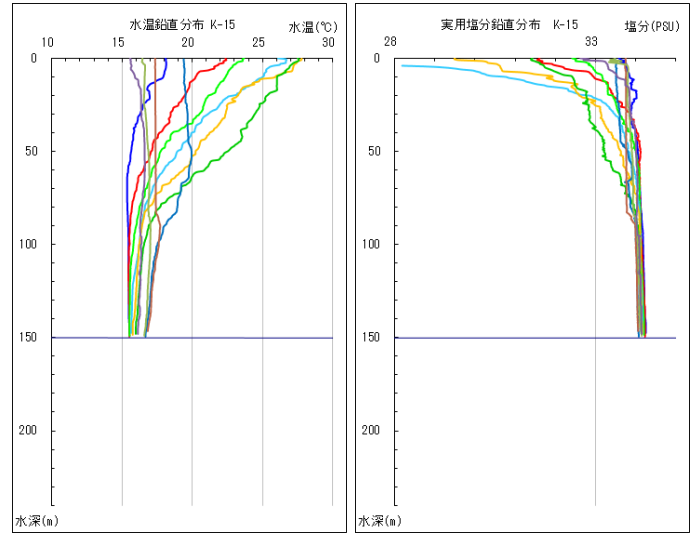


付図4 塩分鉛直断面図 (3 / 3)

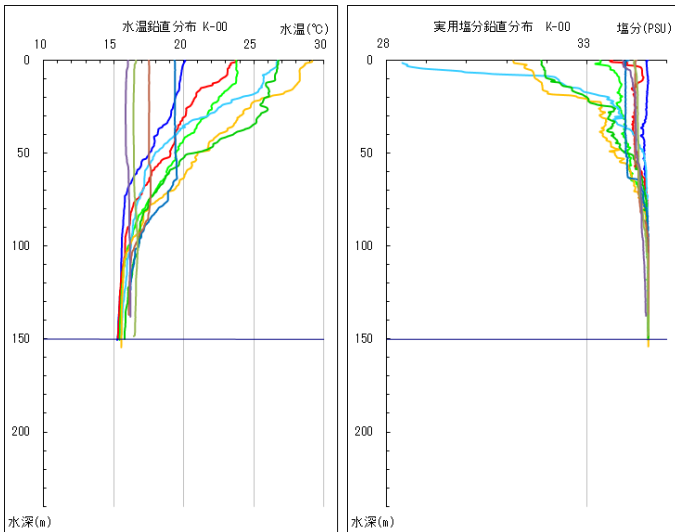
K-16



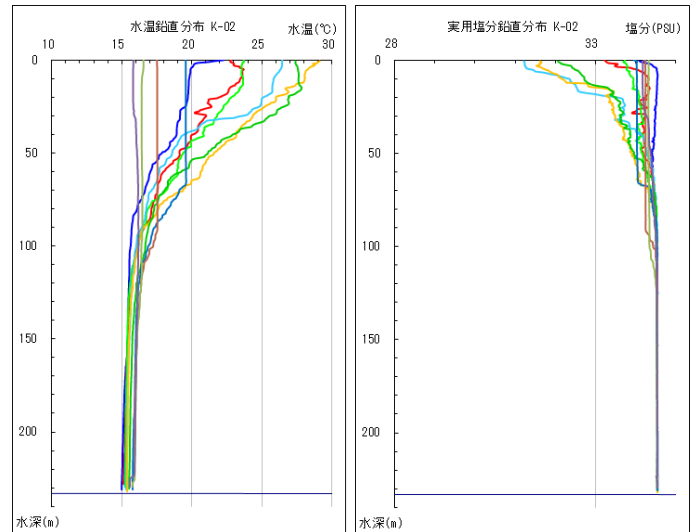
K-15



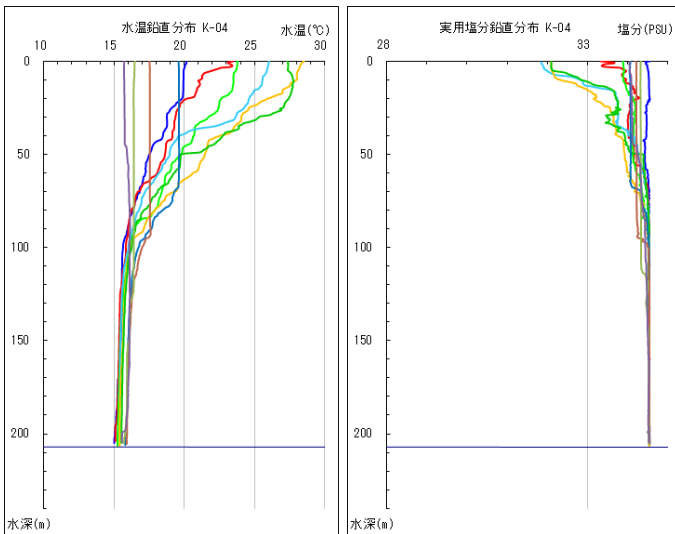
K-00



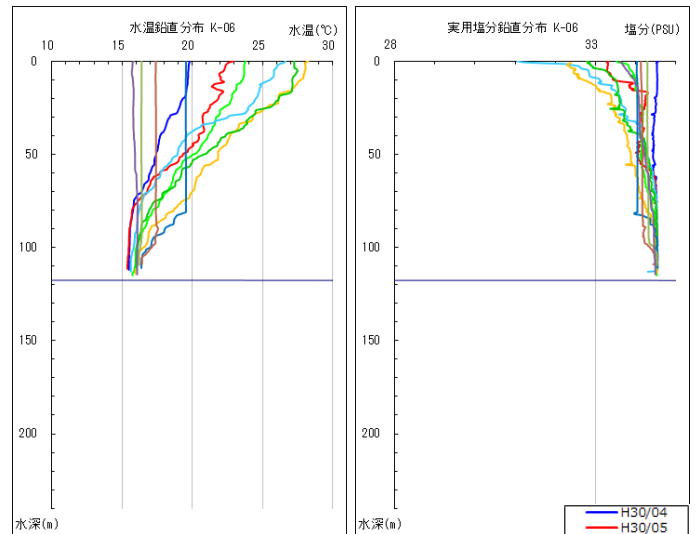
K-02



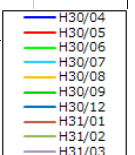
K-04



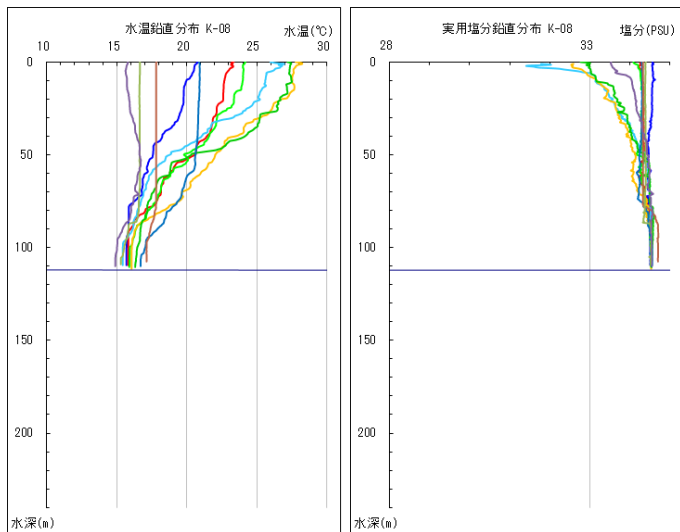
K-06



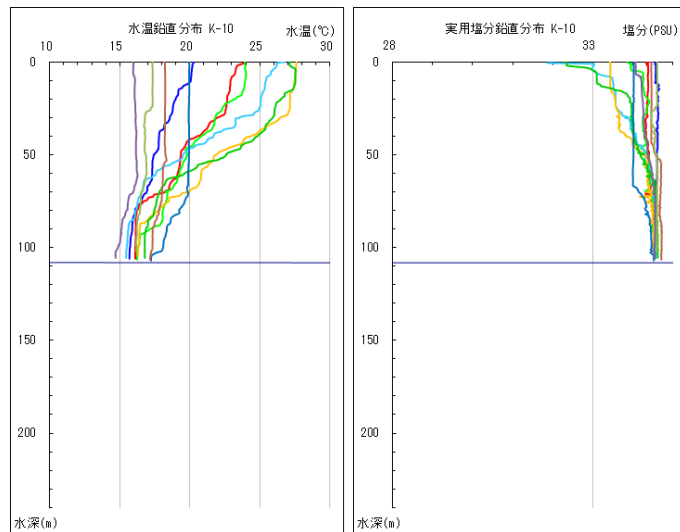
付図5 各観測点毎の水温及び塩分鉛直分布図 (1 / 2)



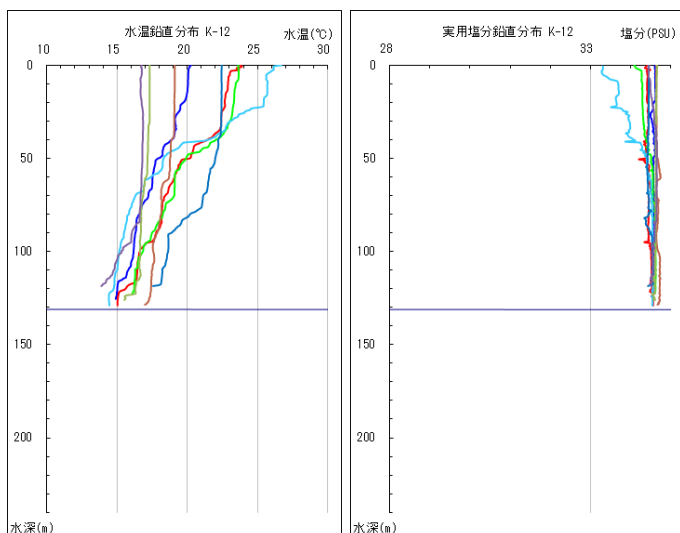
K-08




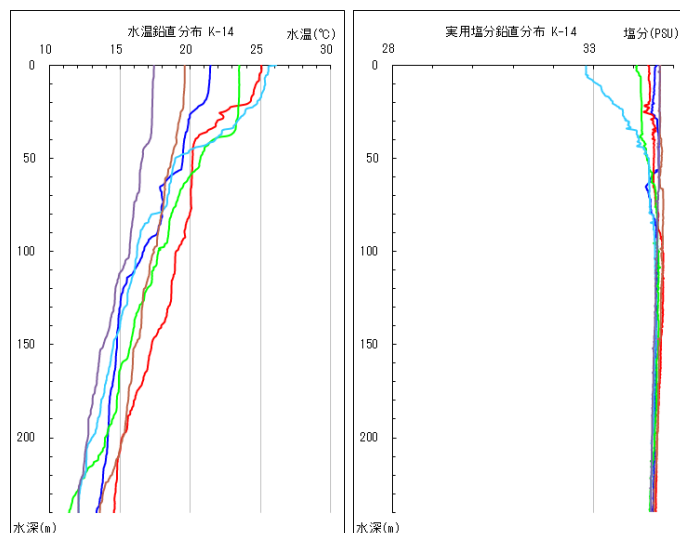
K-10



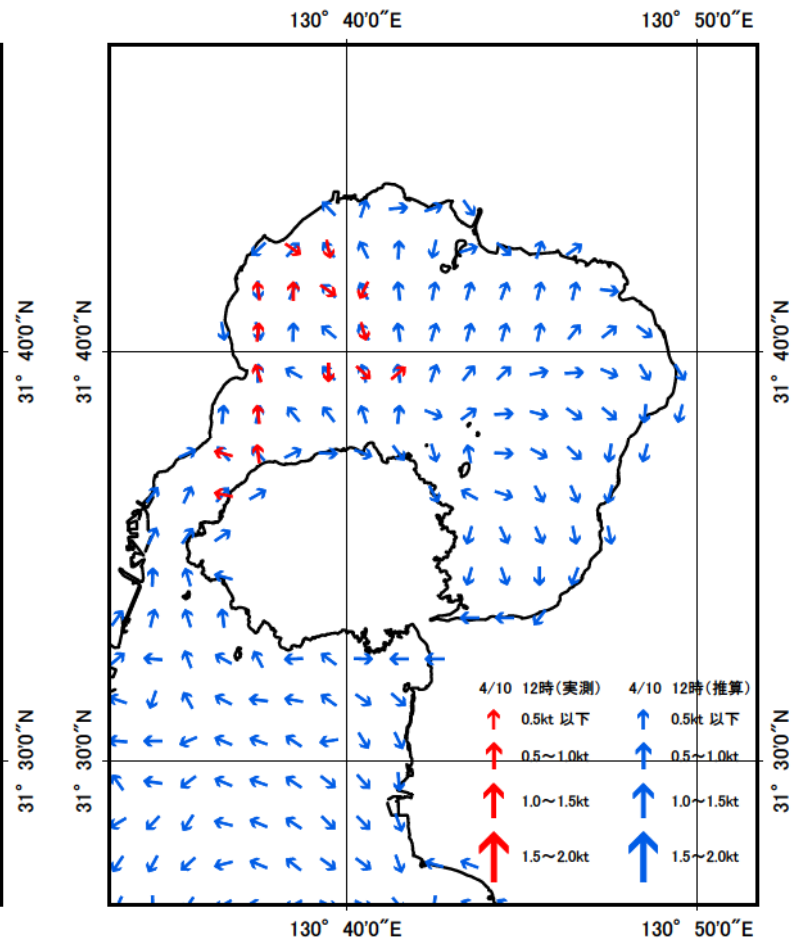
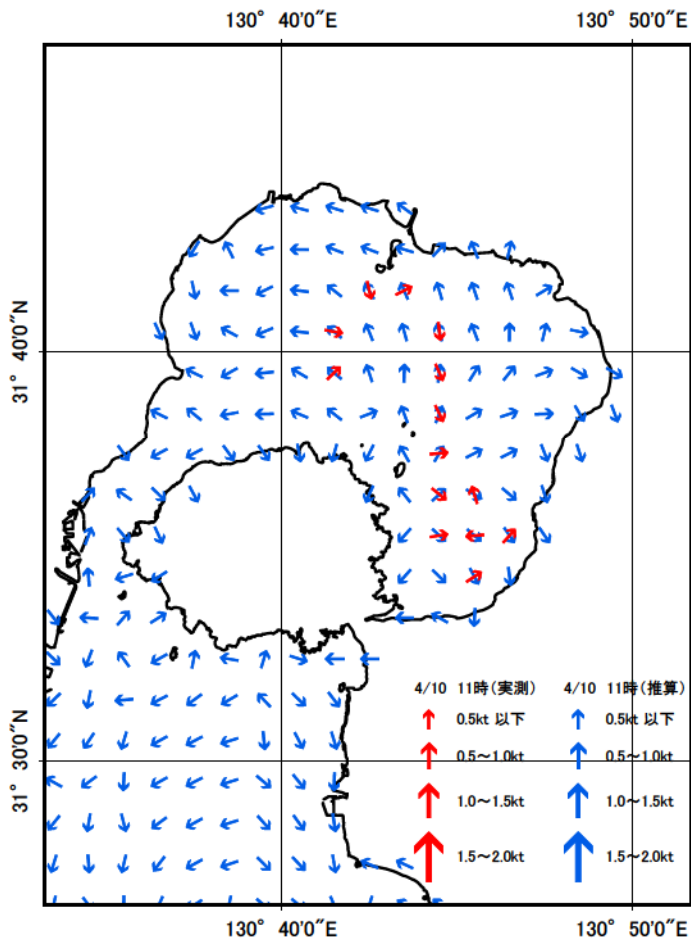
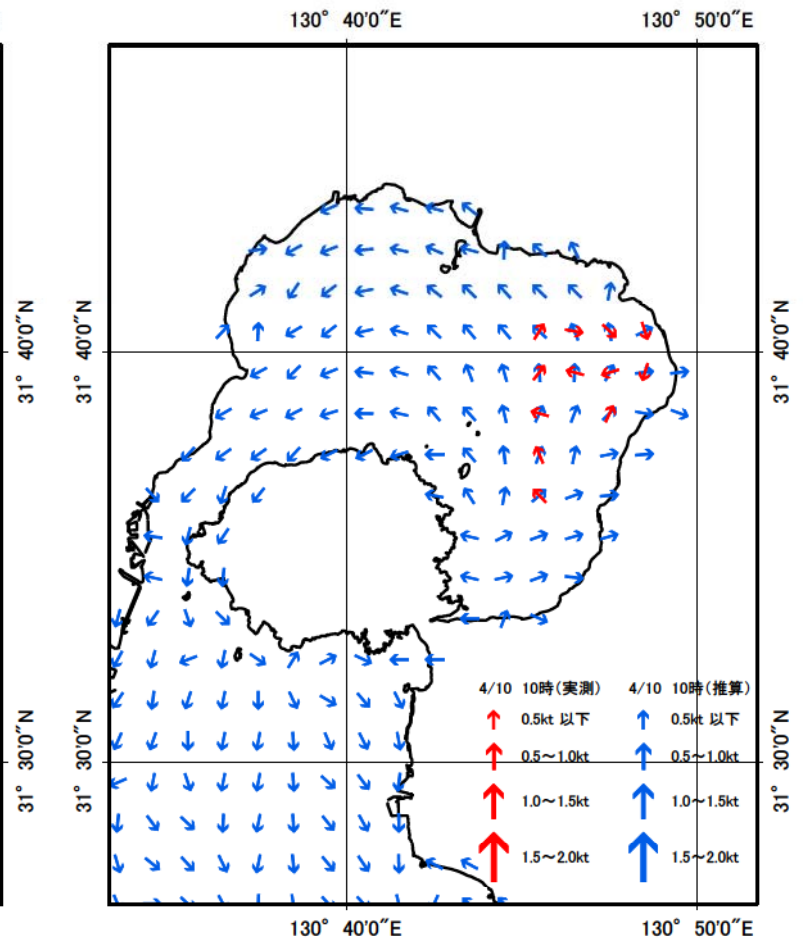
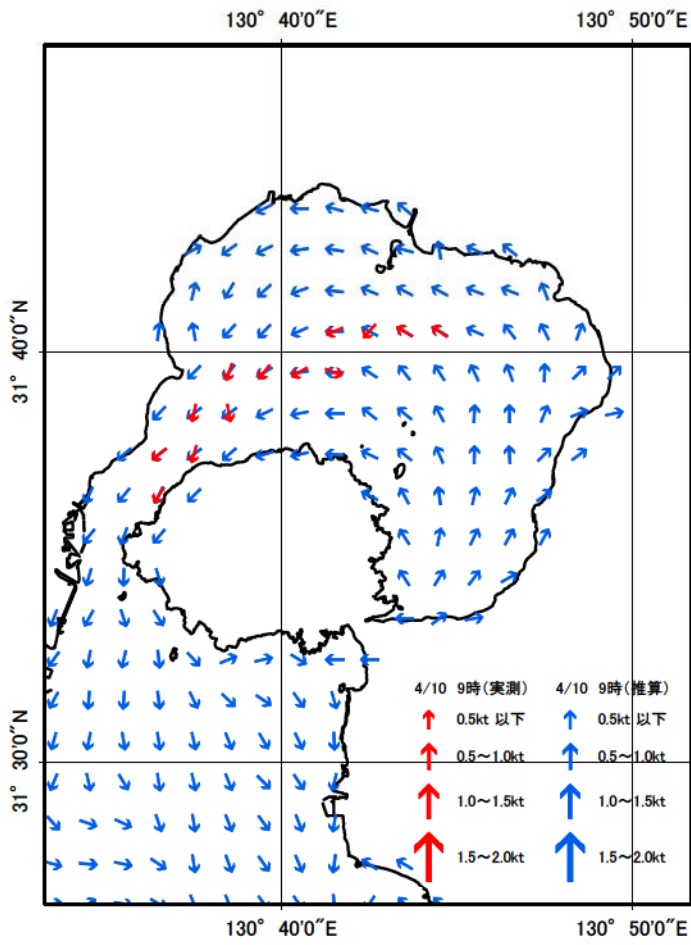
K-12

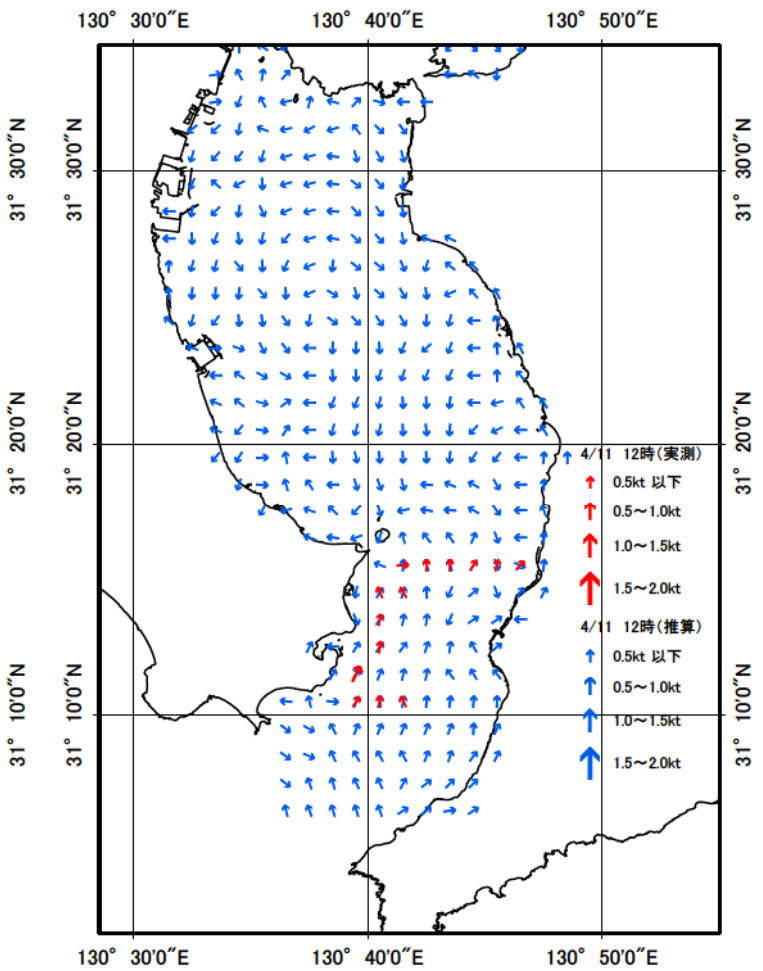
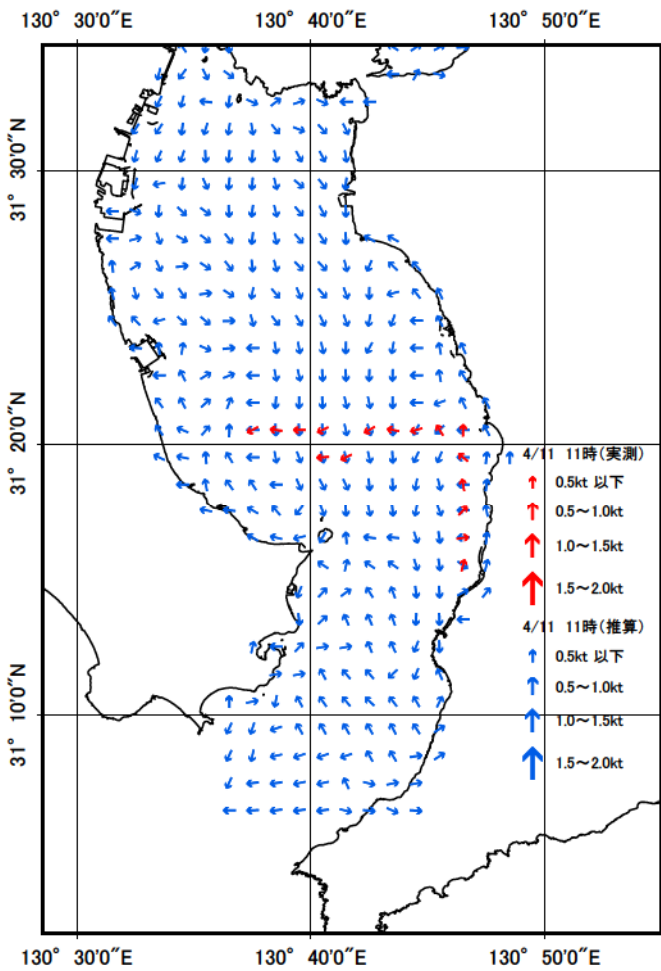
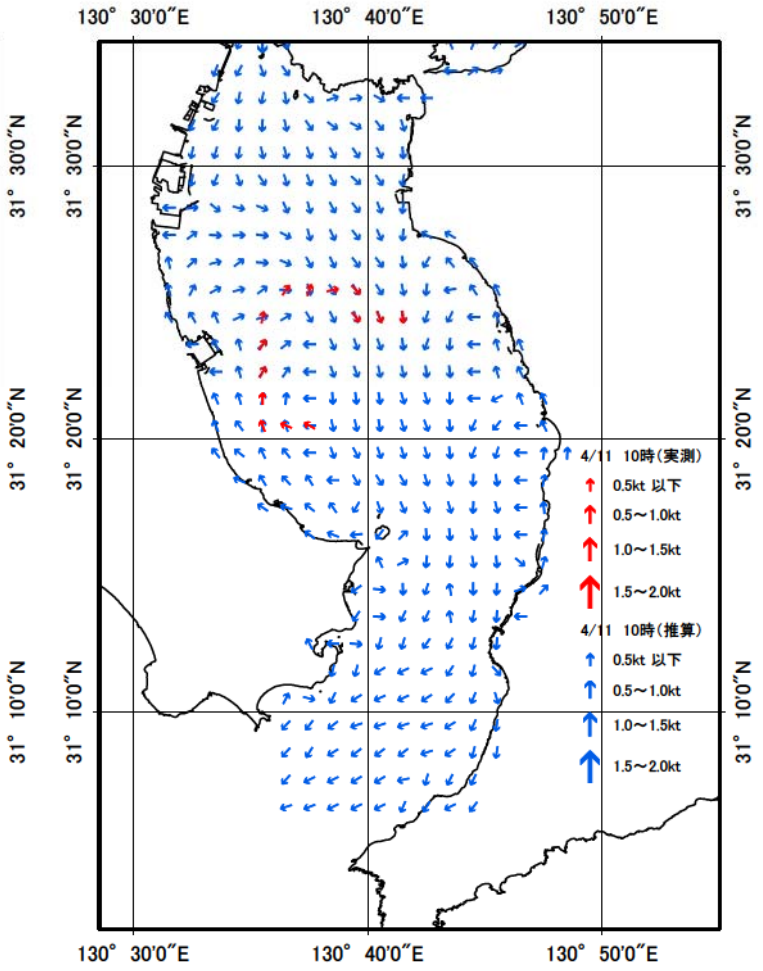
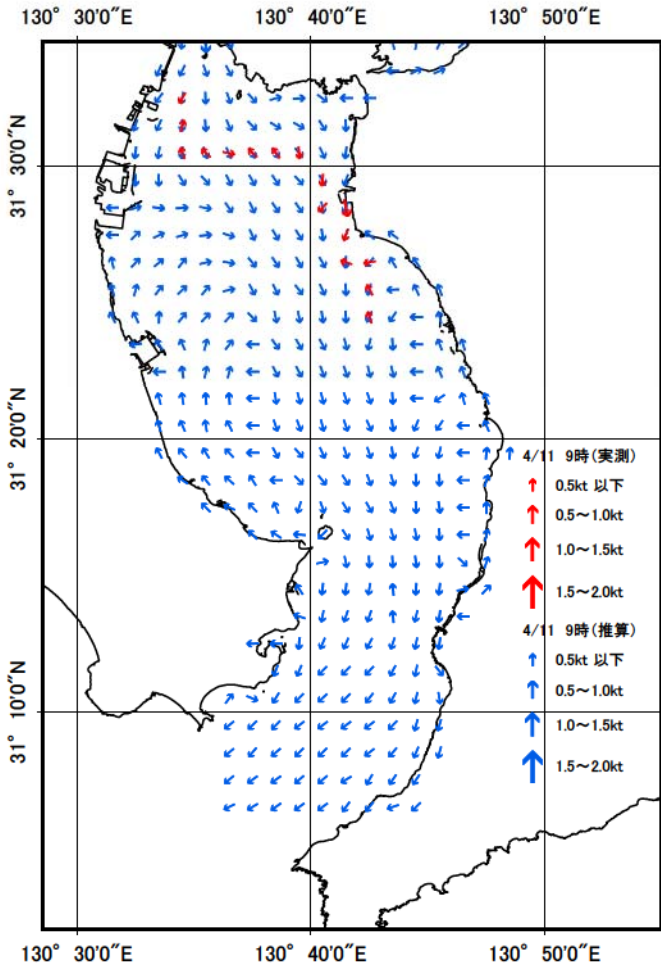


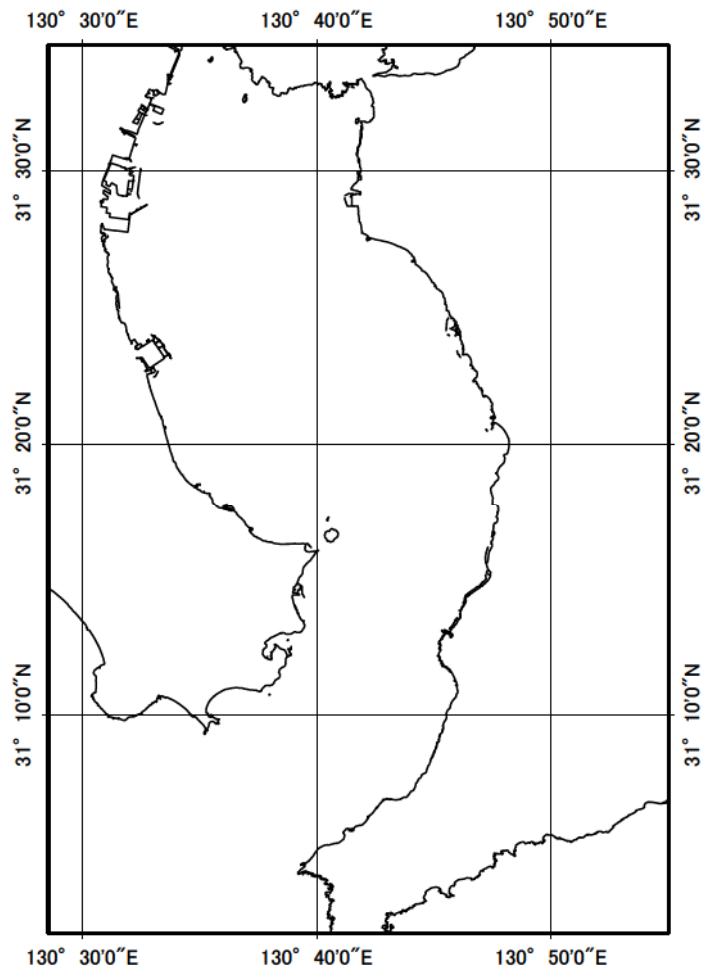
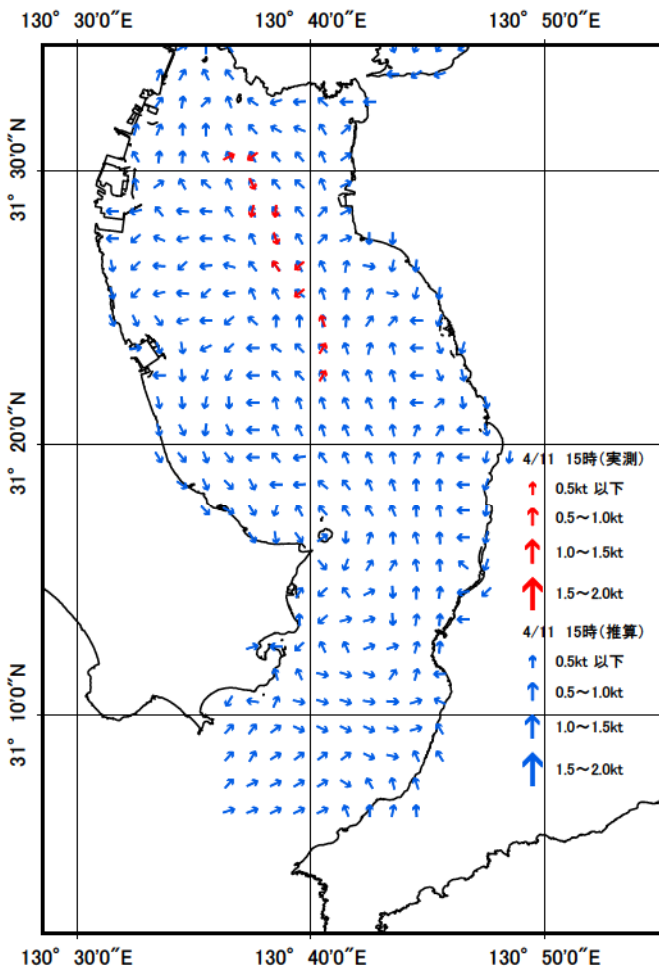
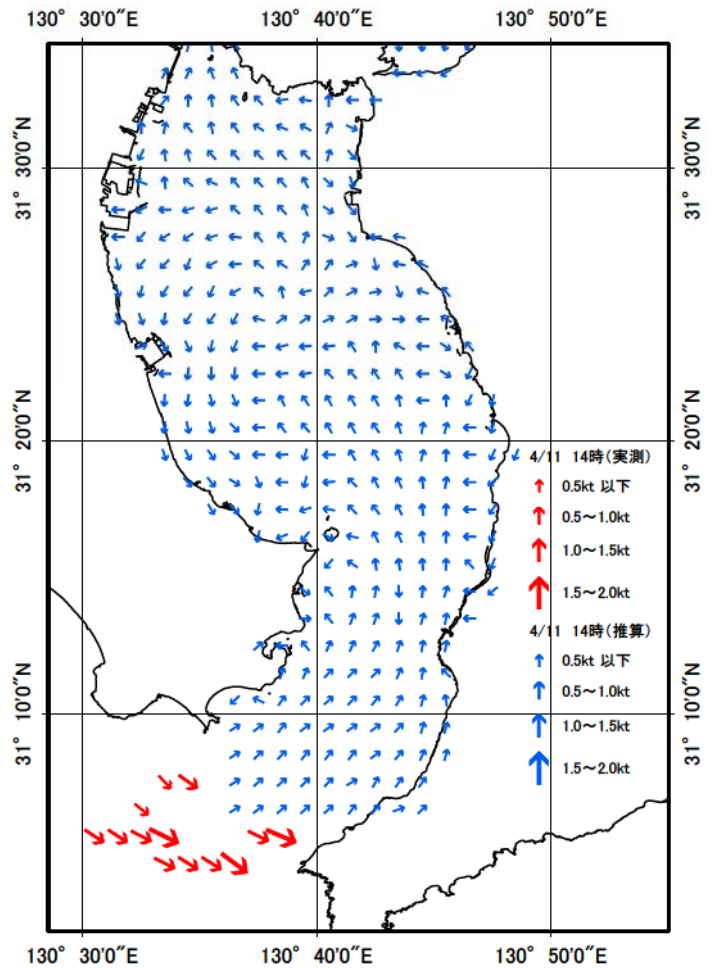
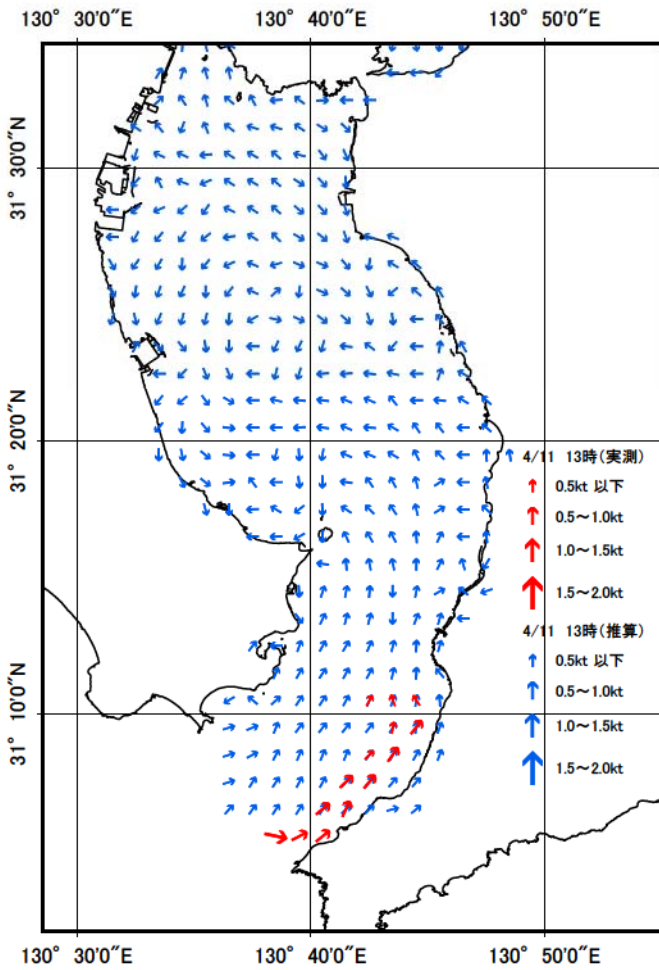
K-14

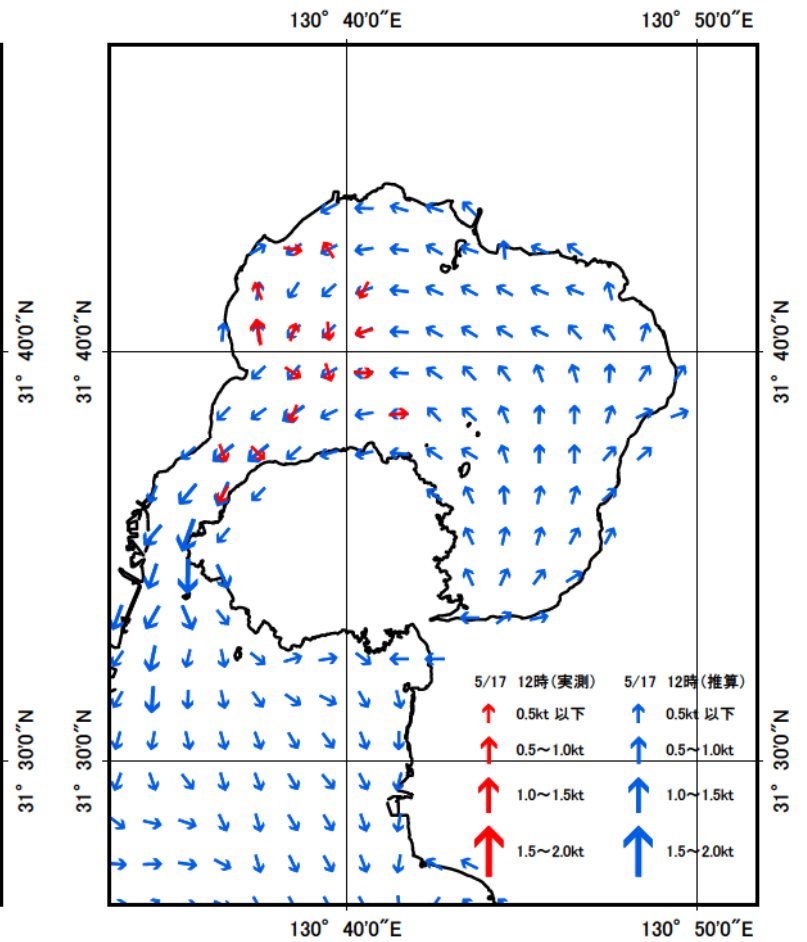
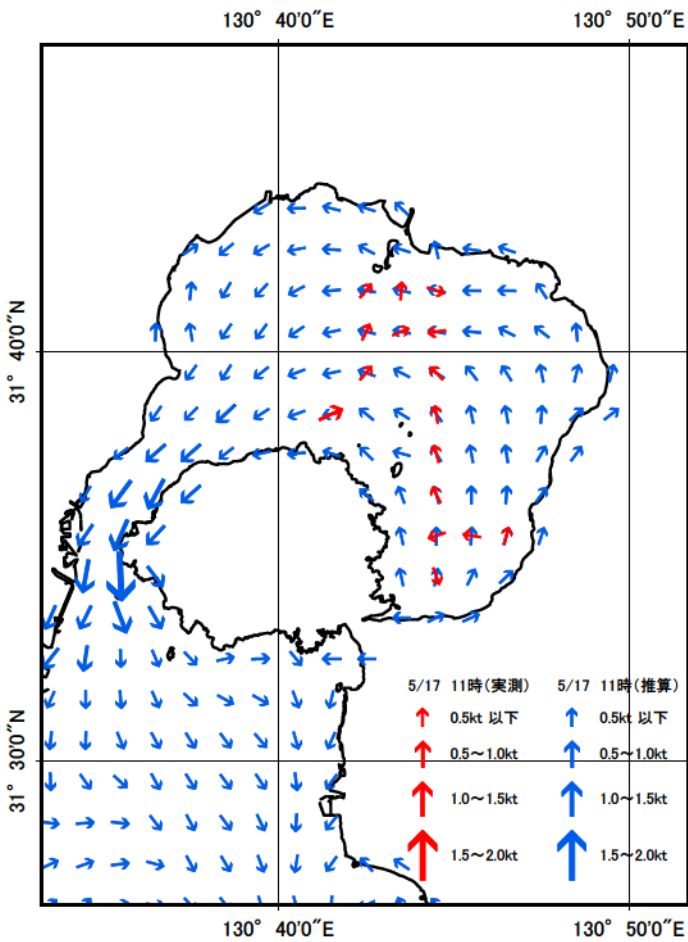
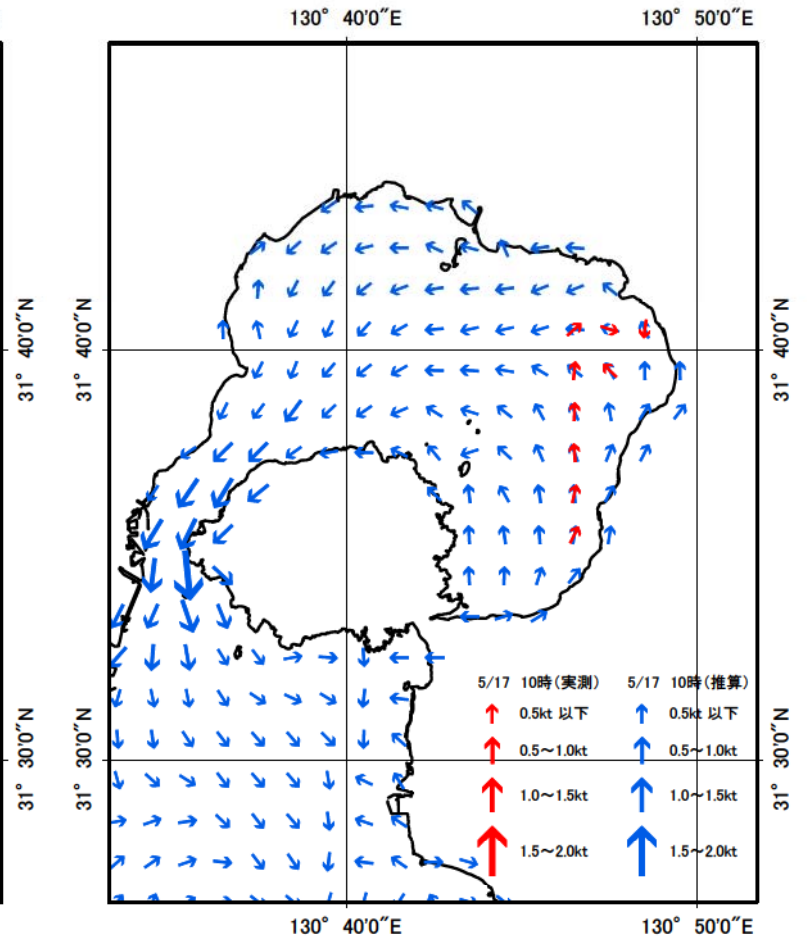
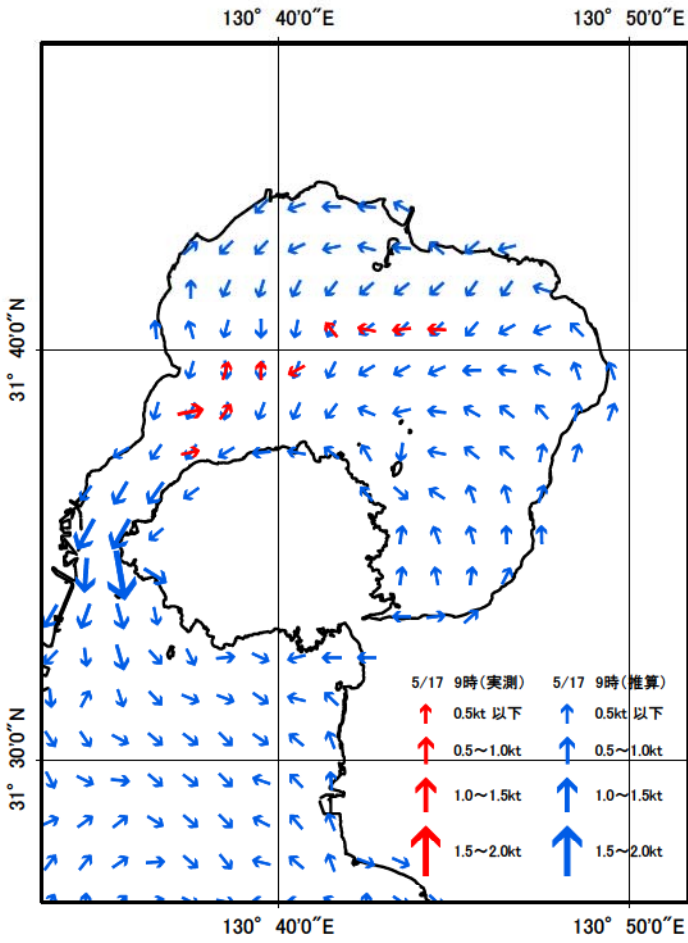


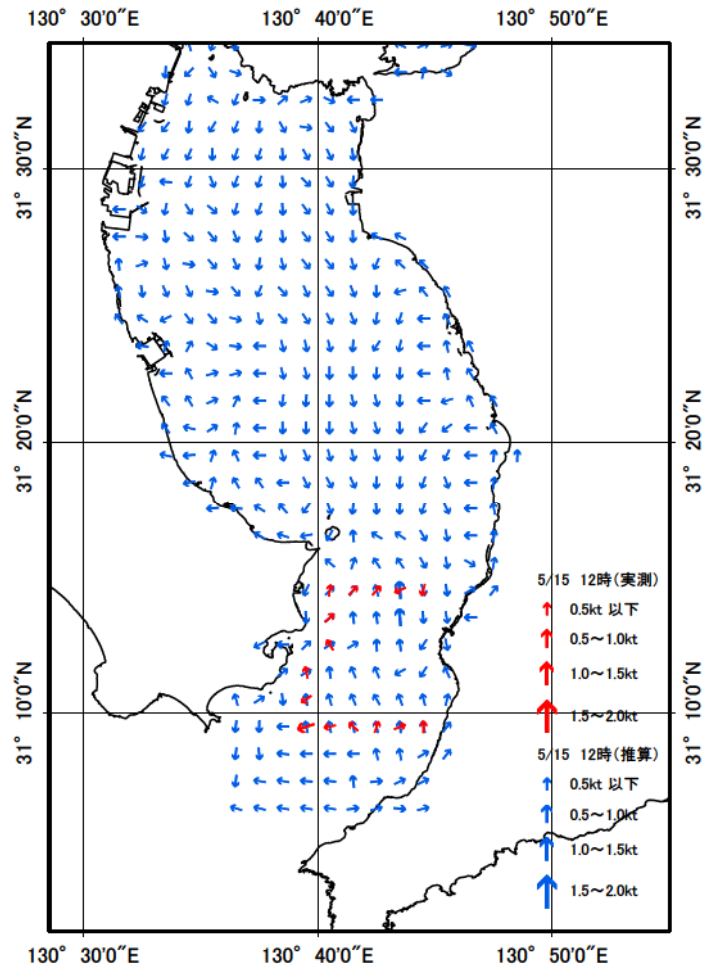
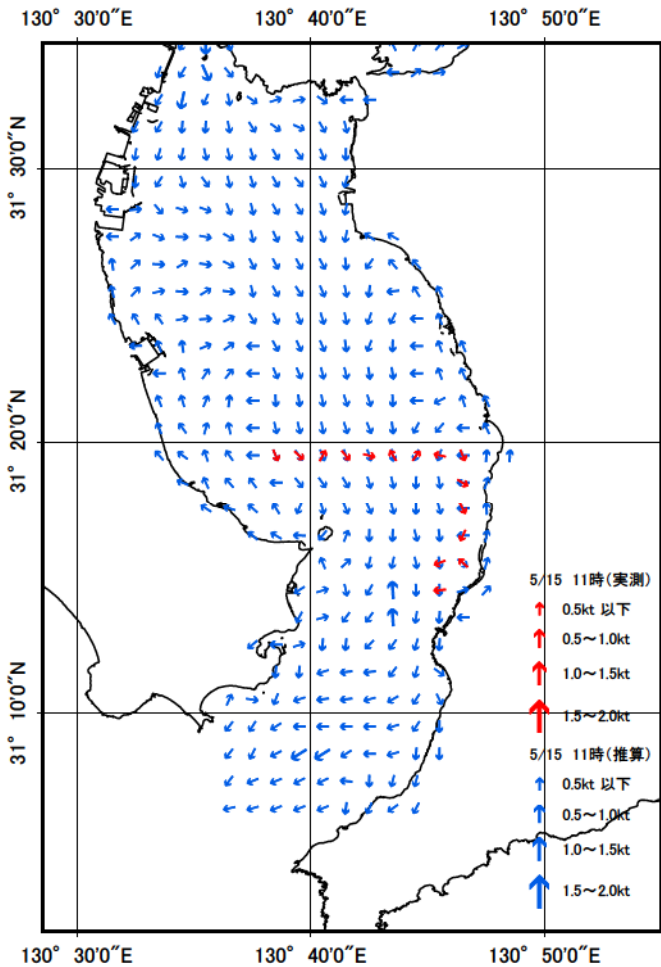
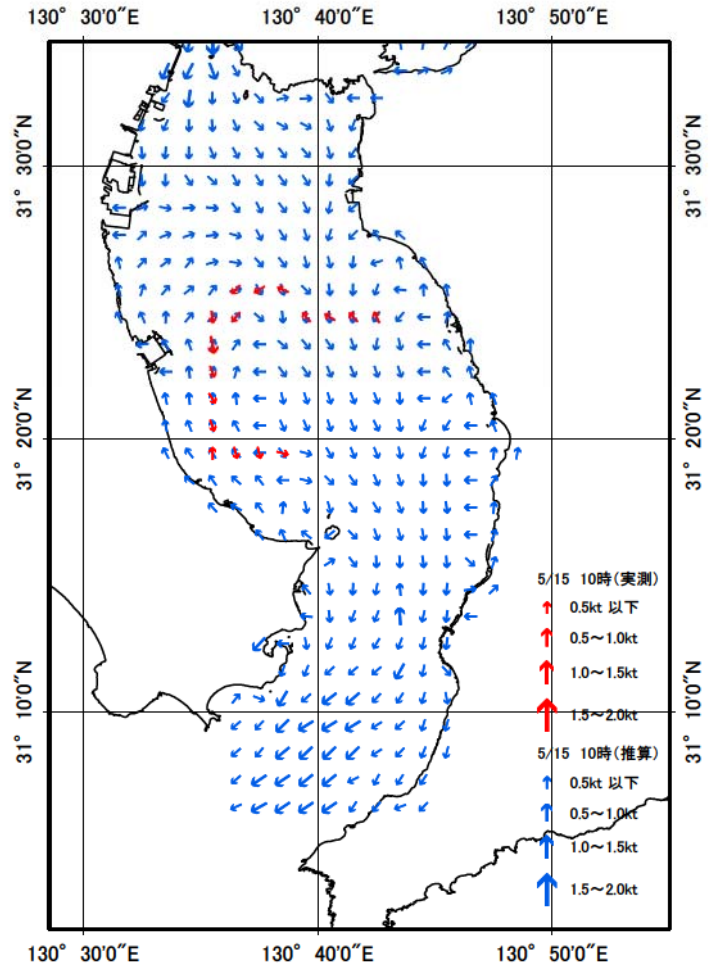
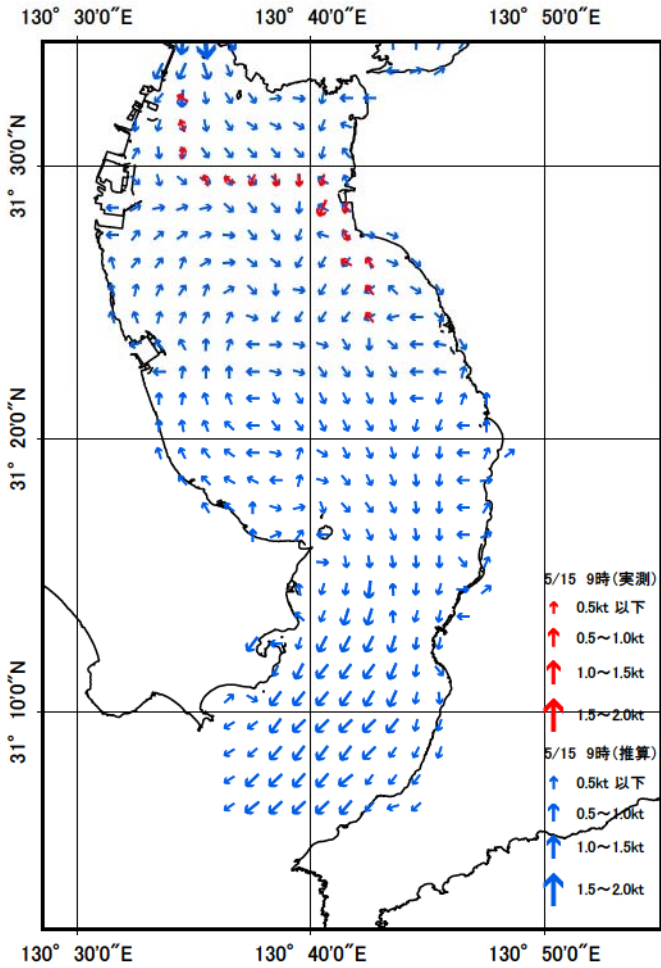
付図5 各観測点毎の水温及び塩分鉛直分布図 (2/2)

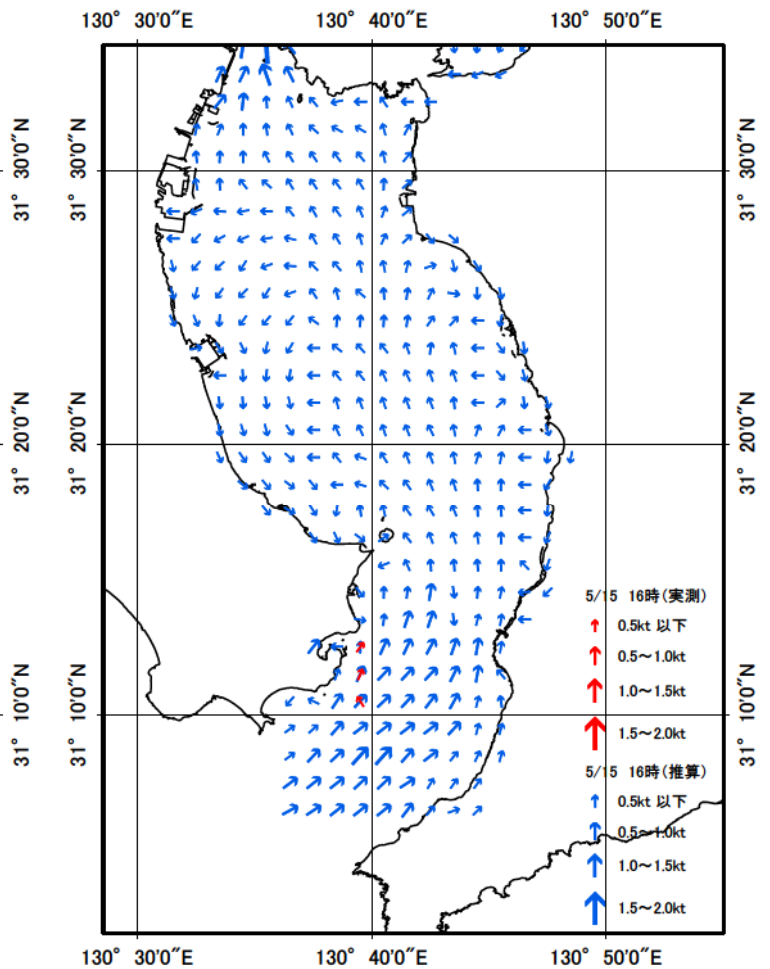
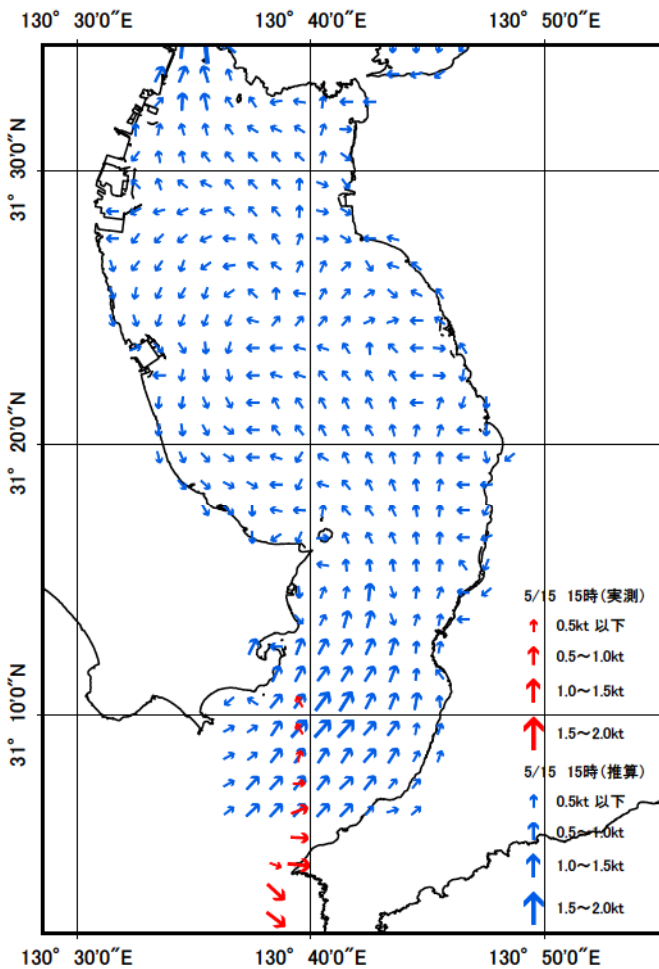
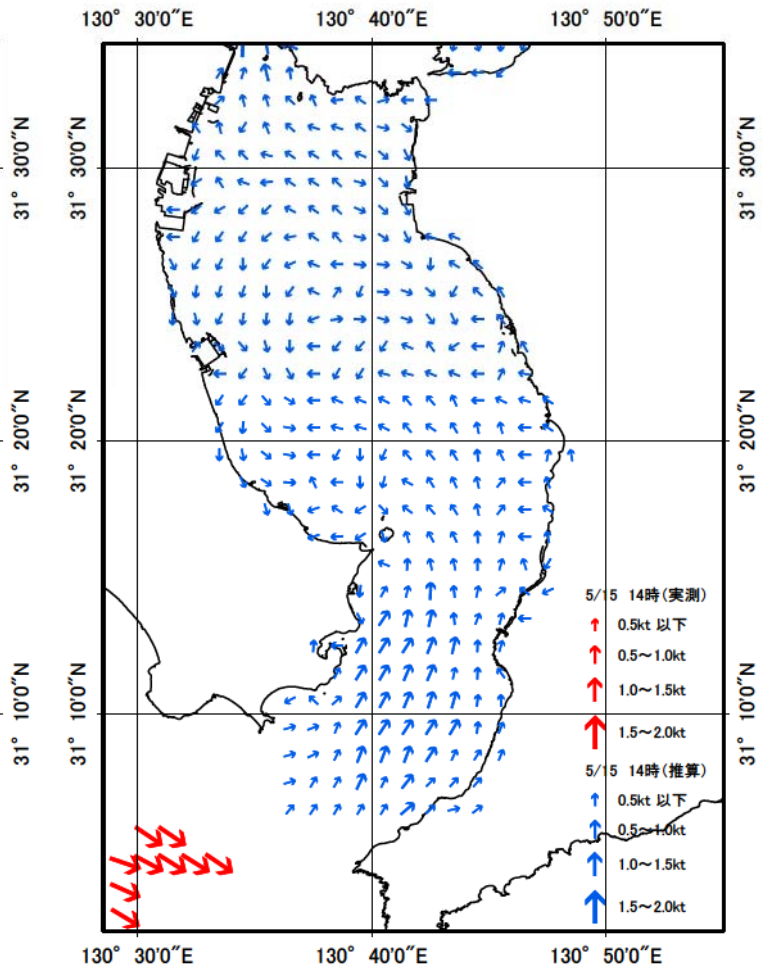
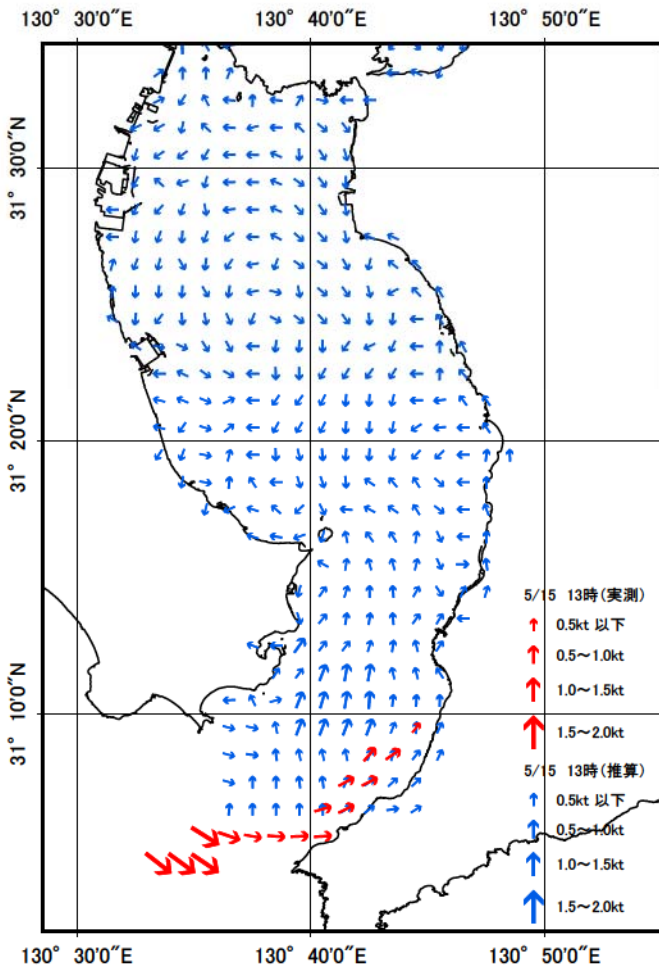


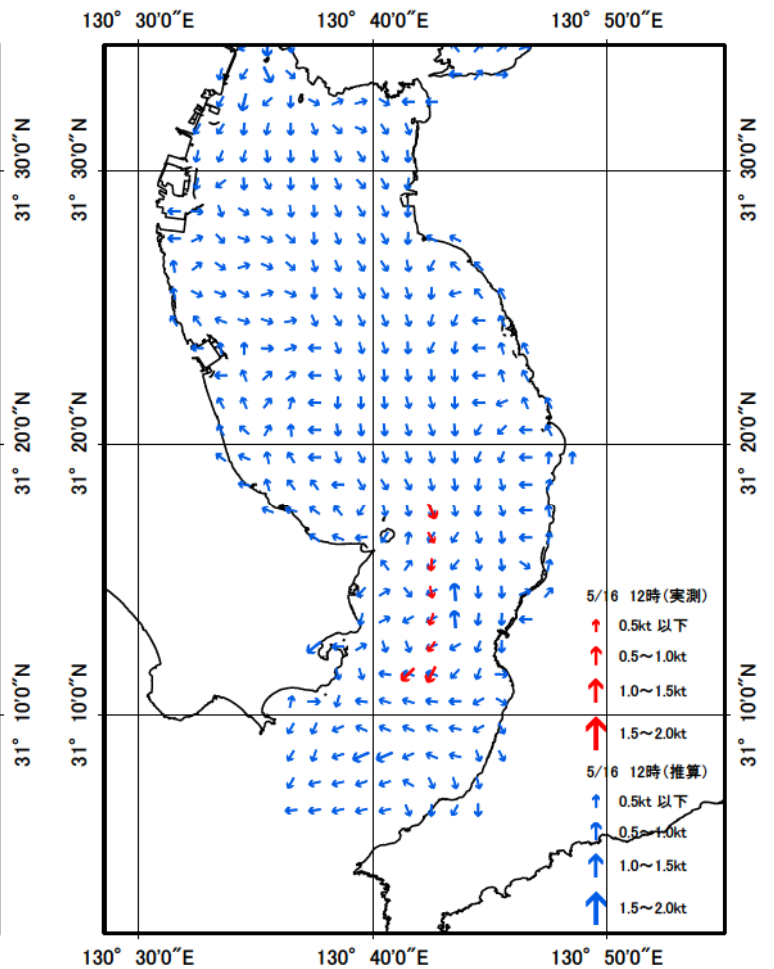
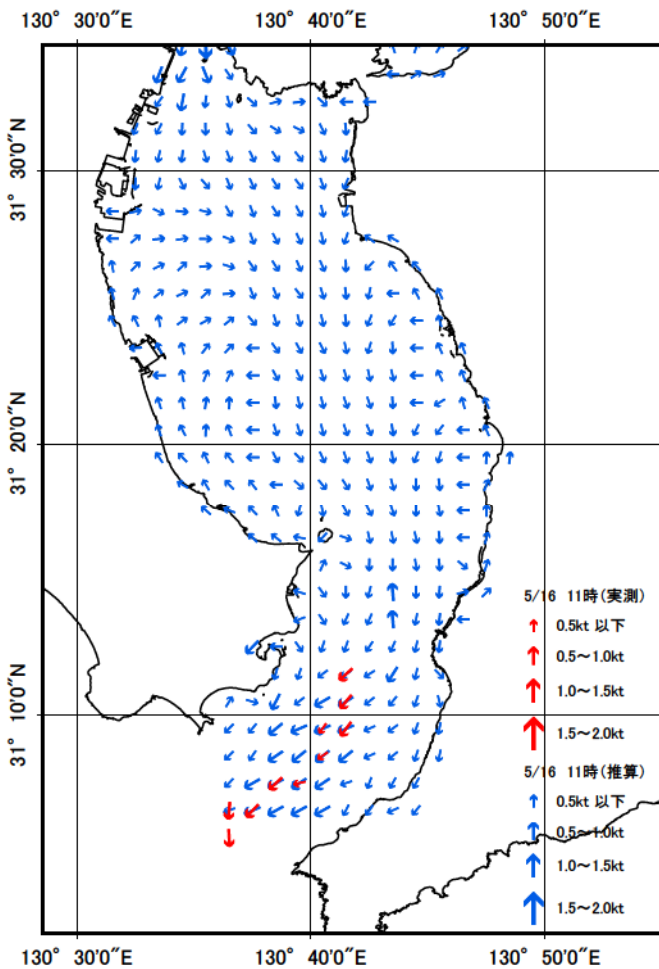
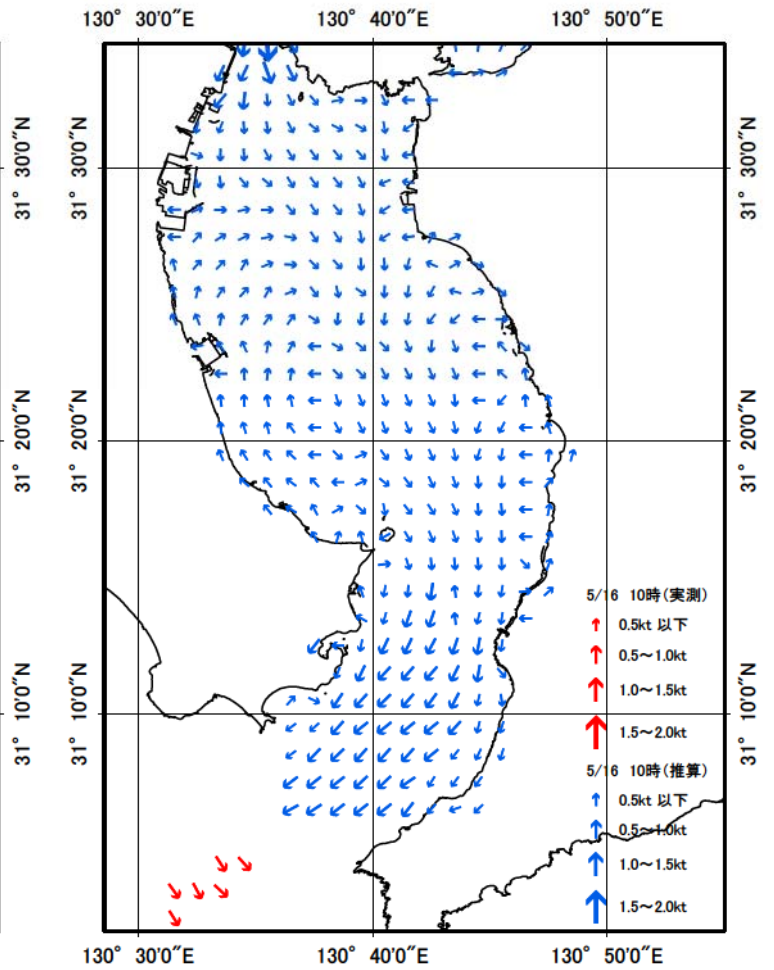
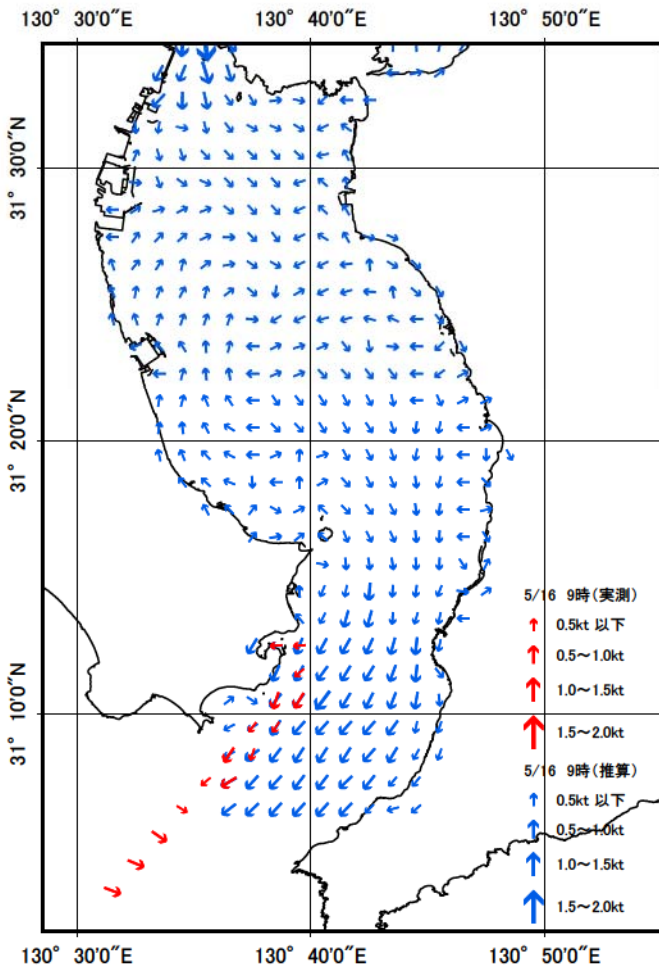


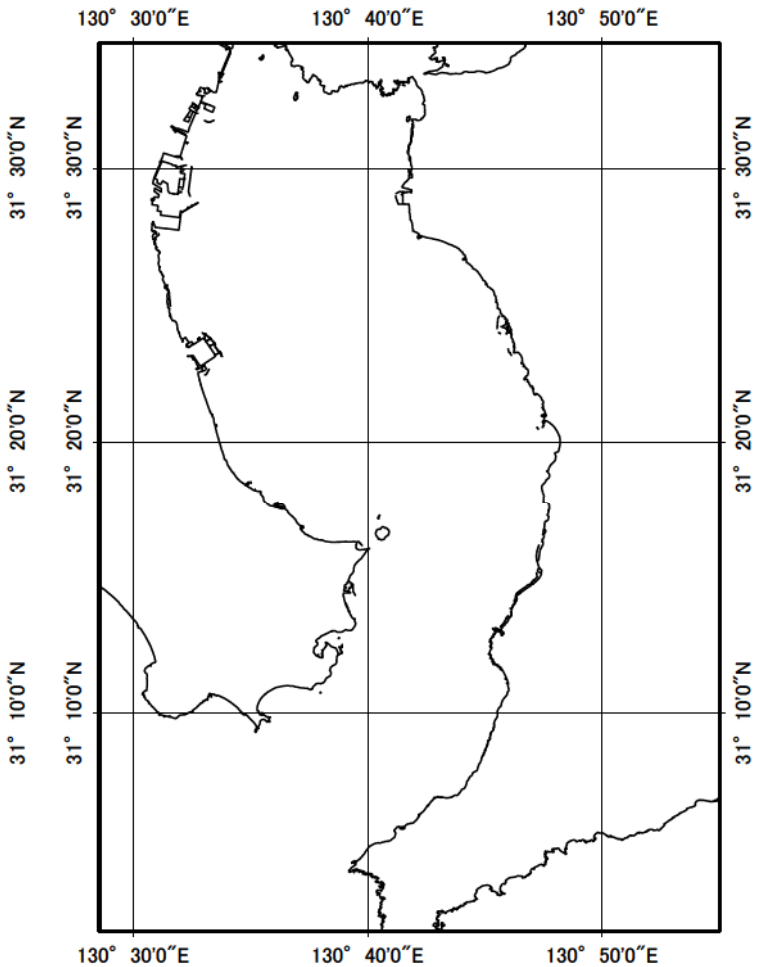
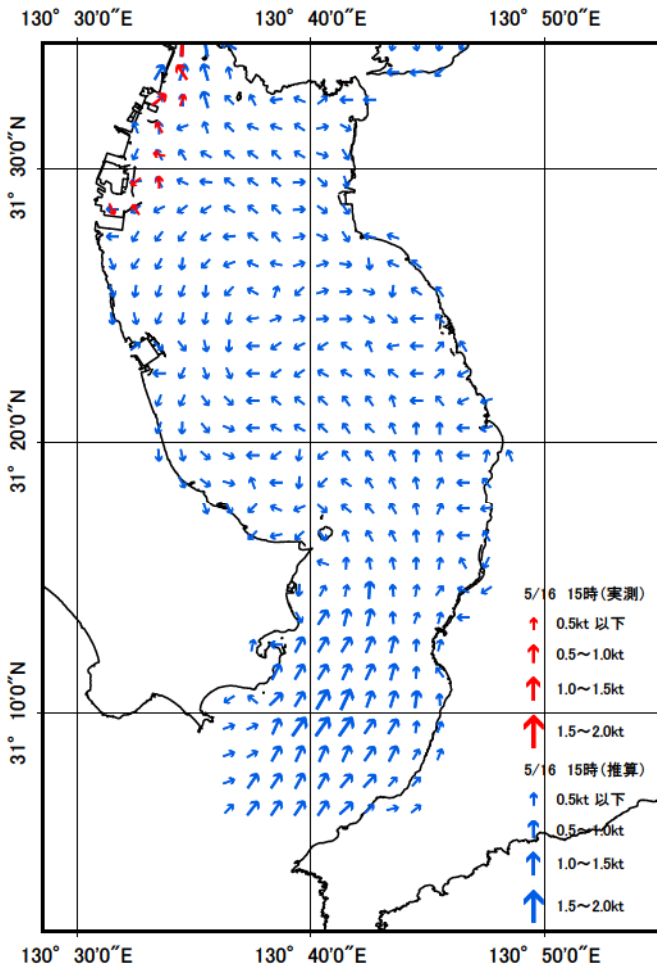
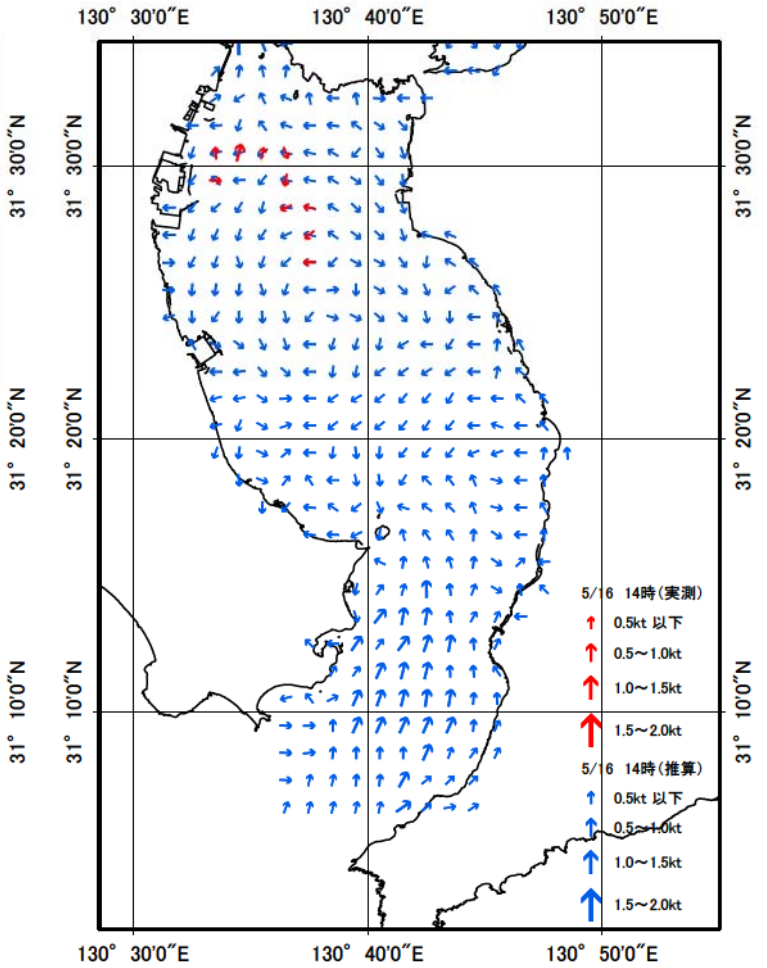
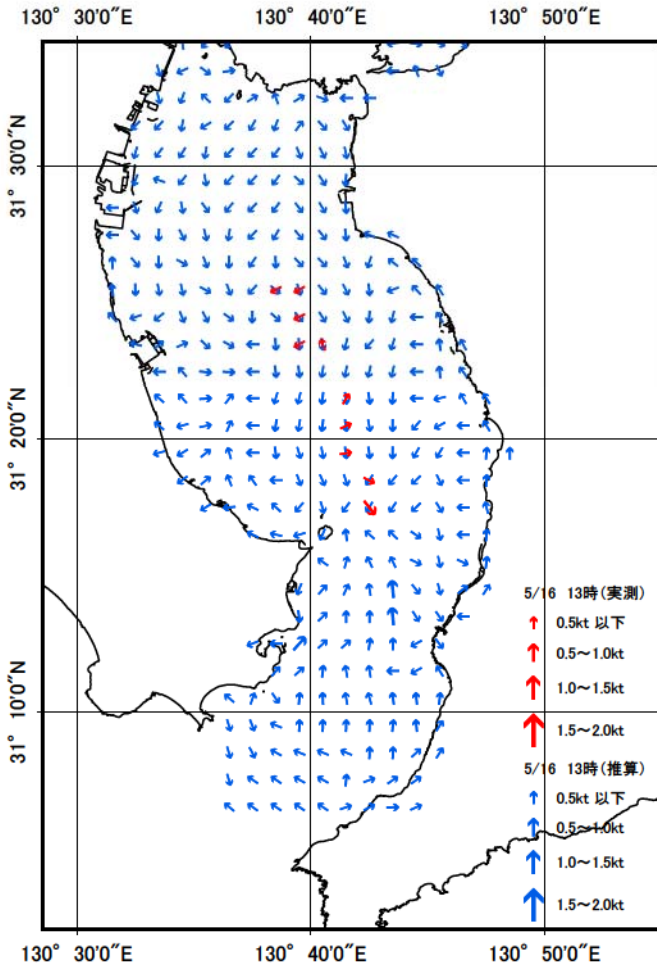


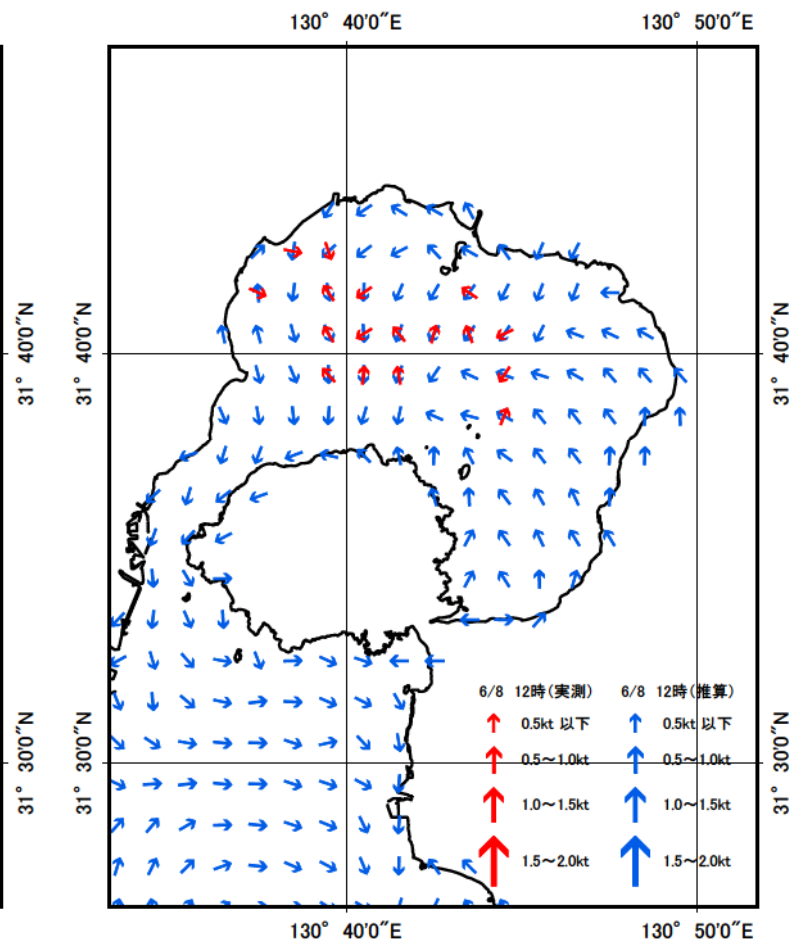
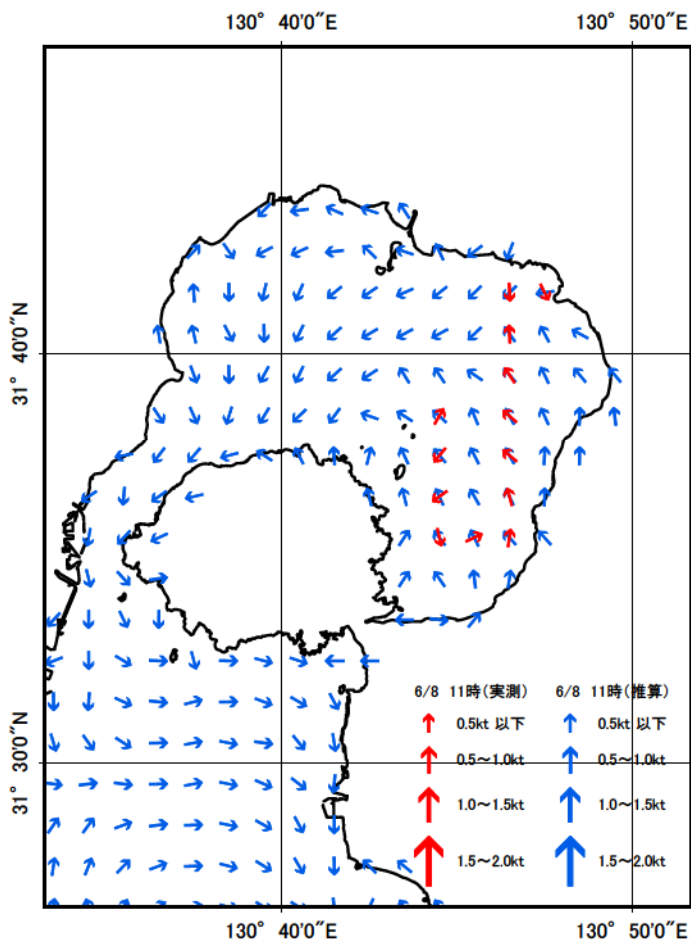
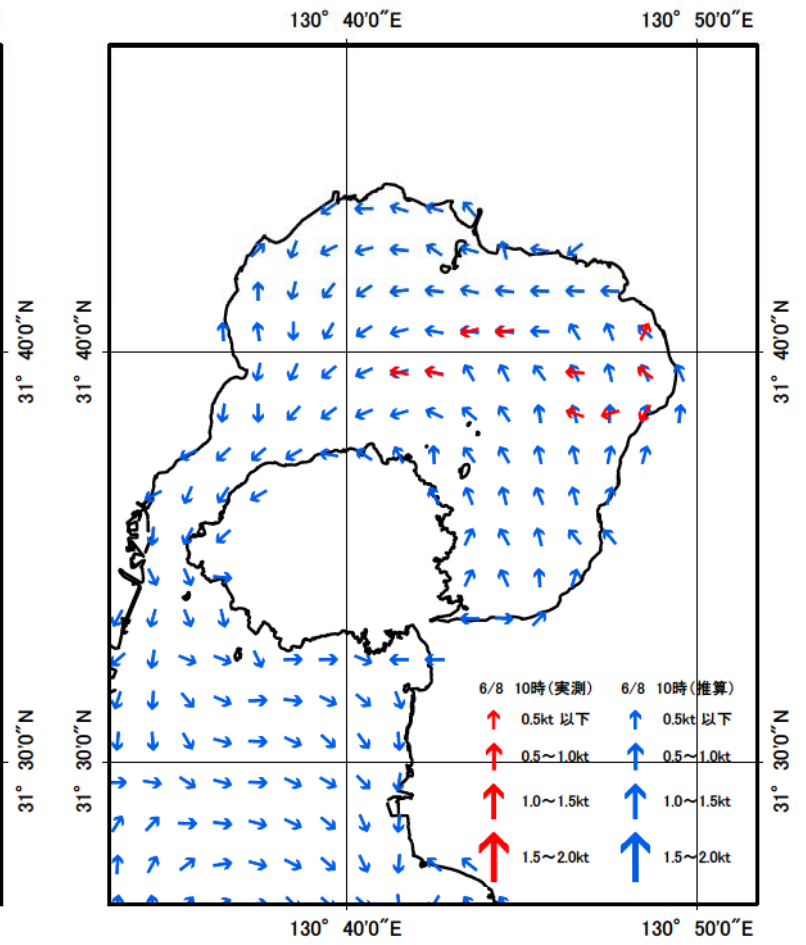
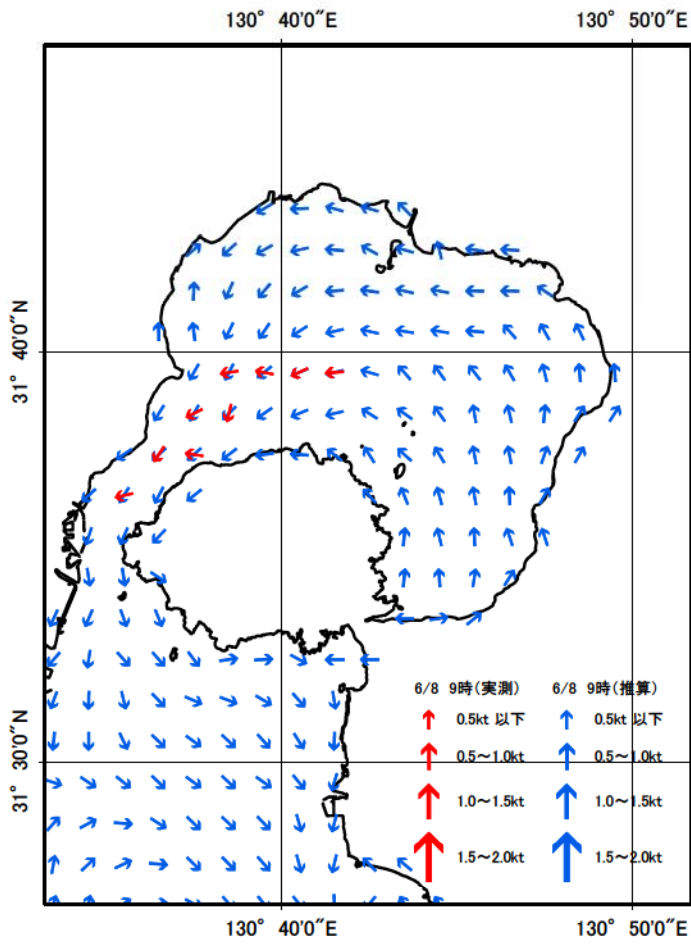


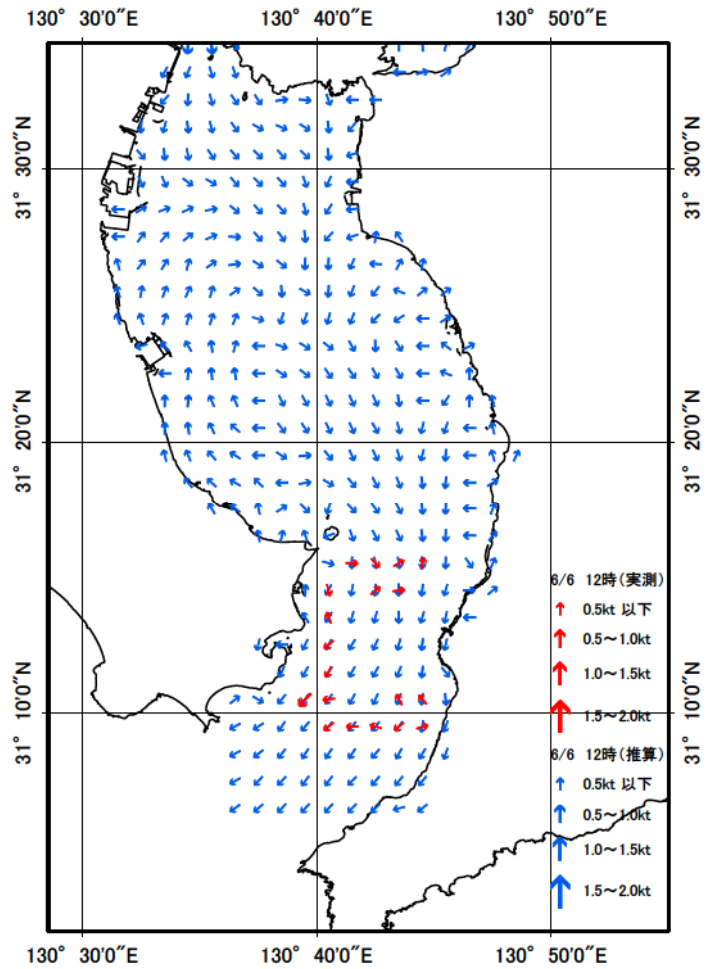
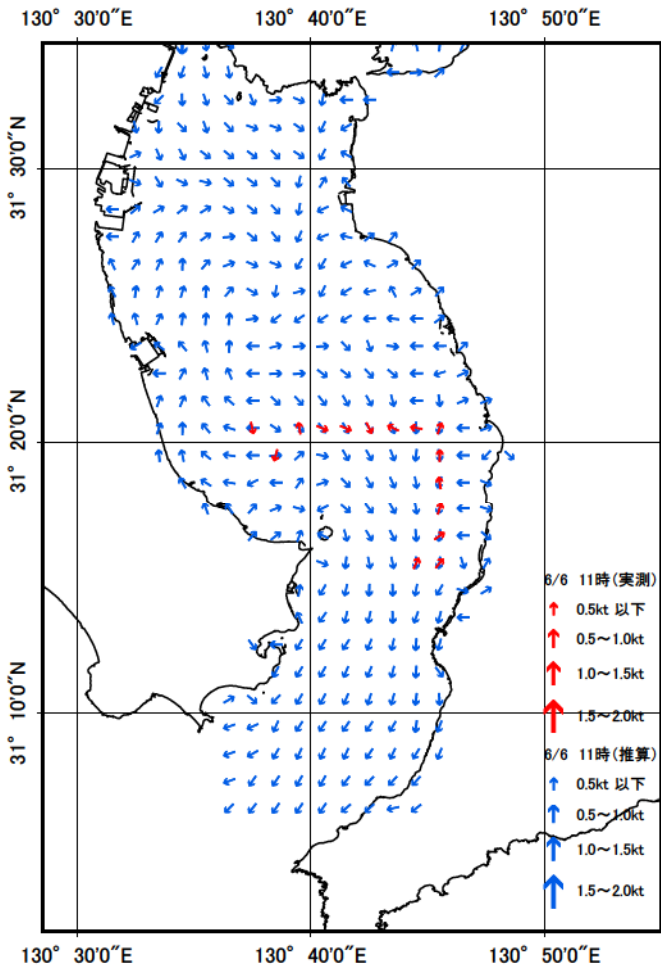
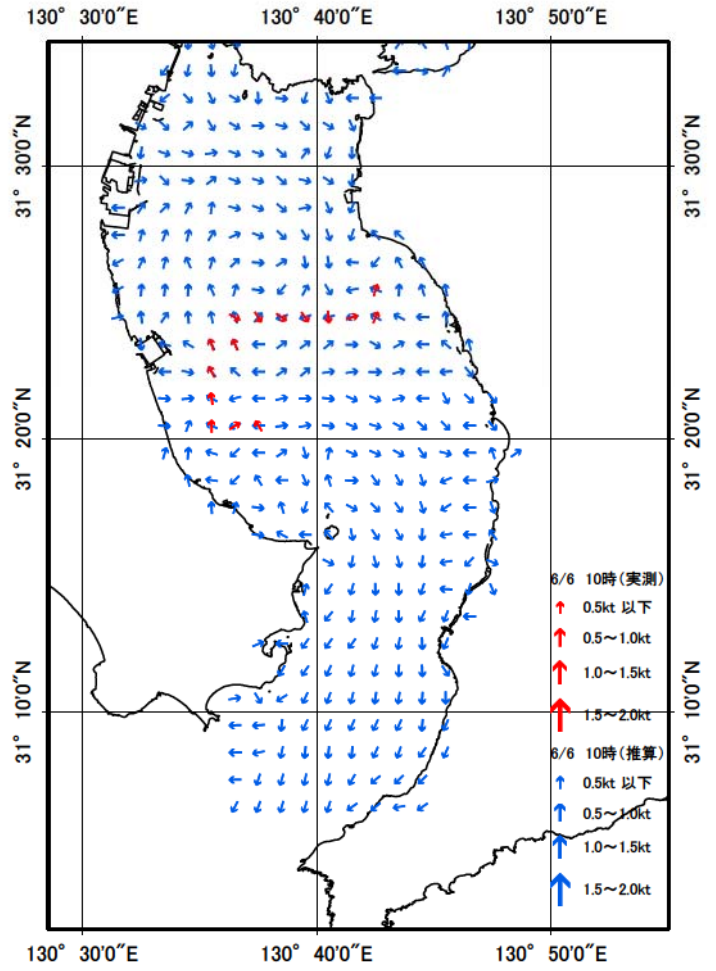
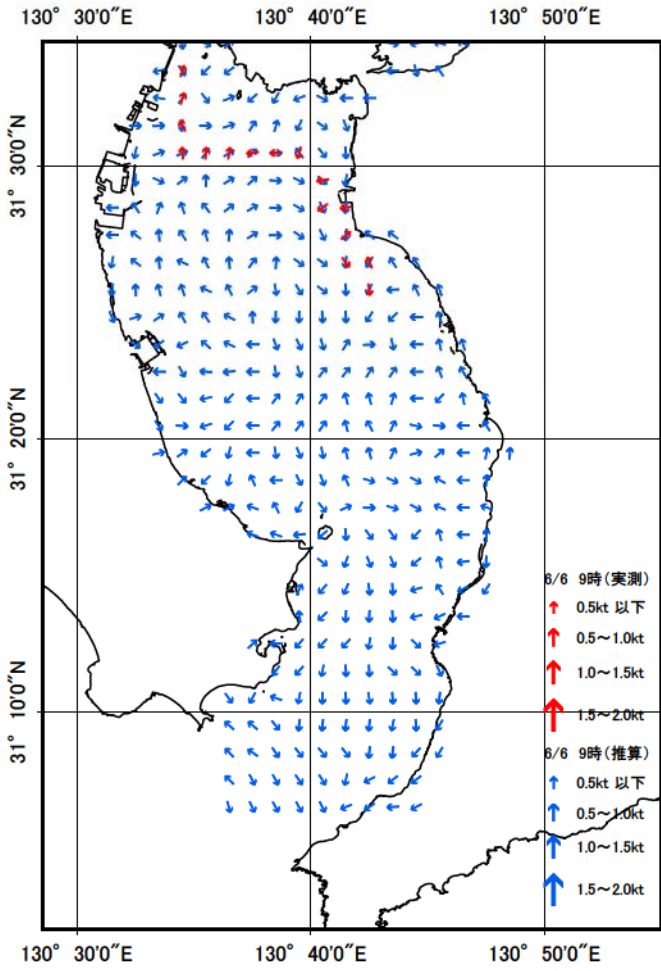


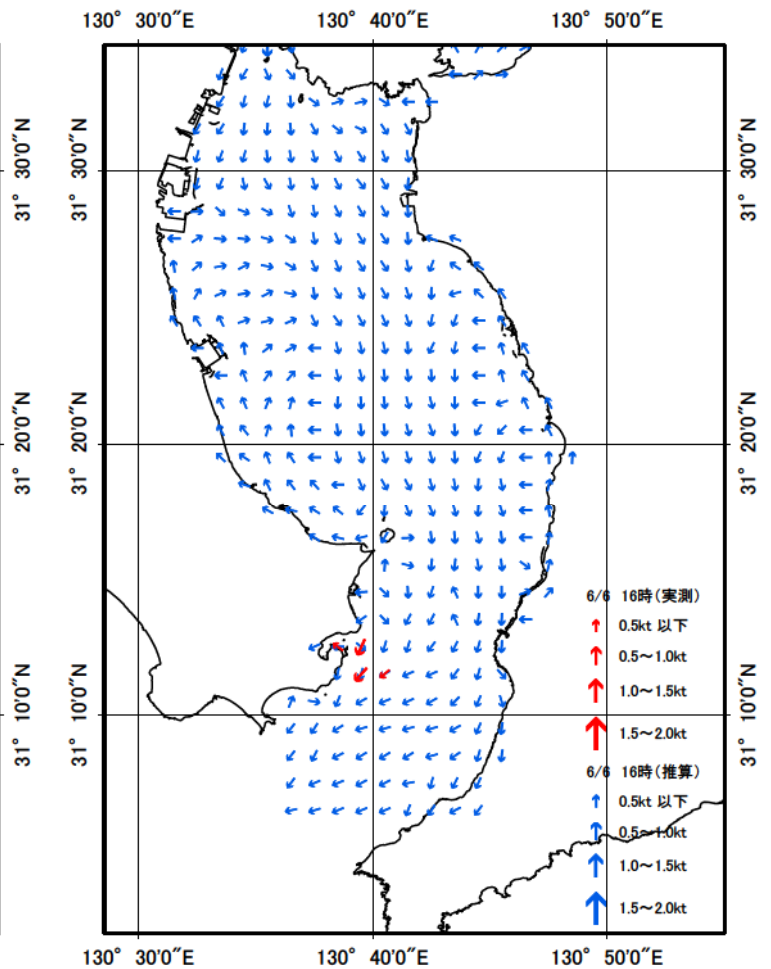
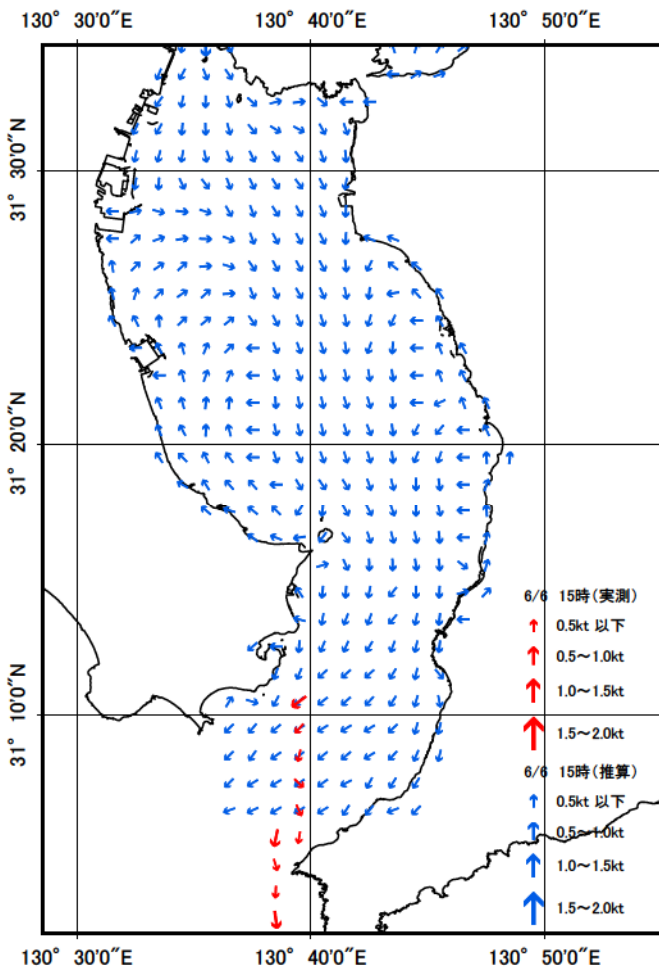
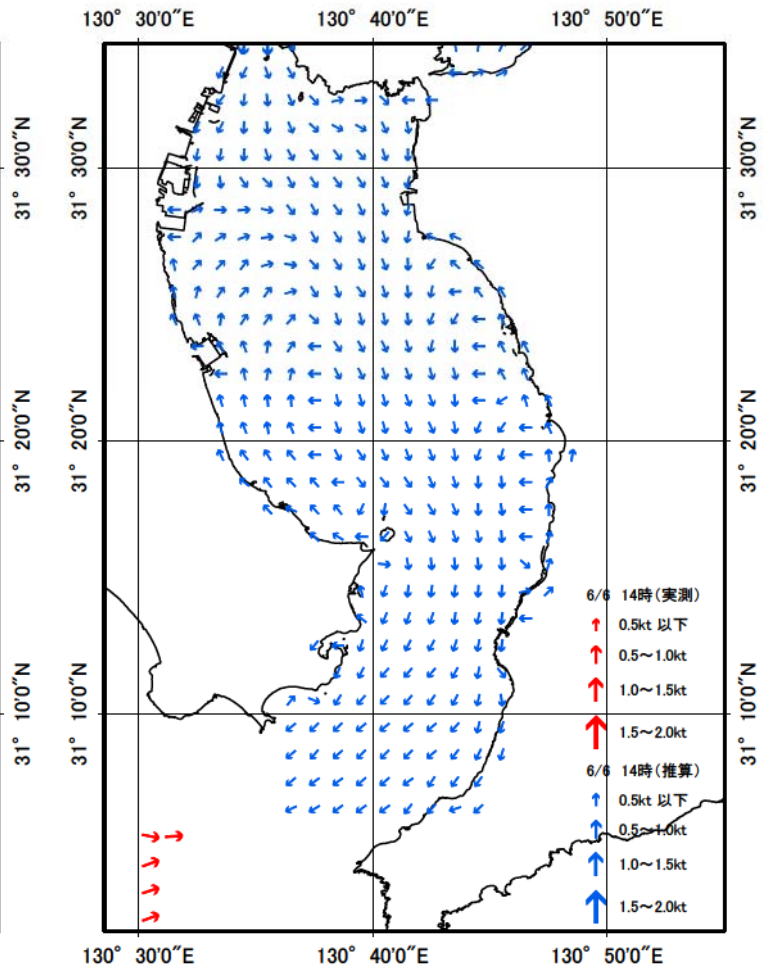
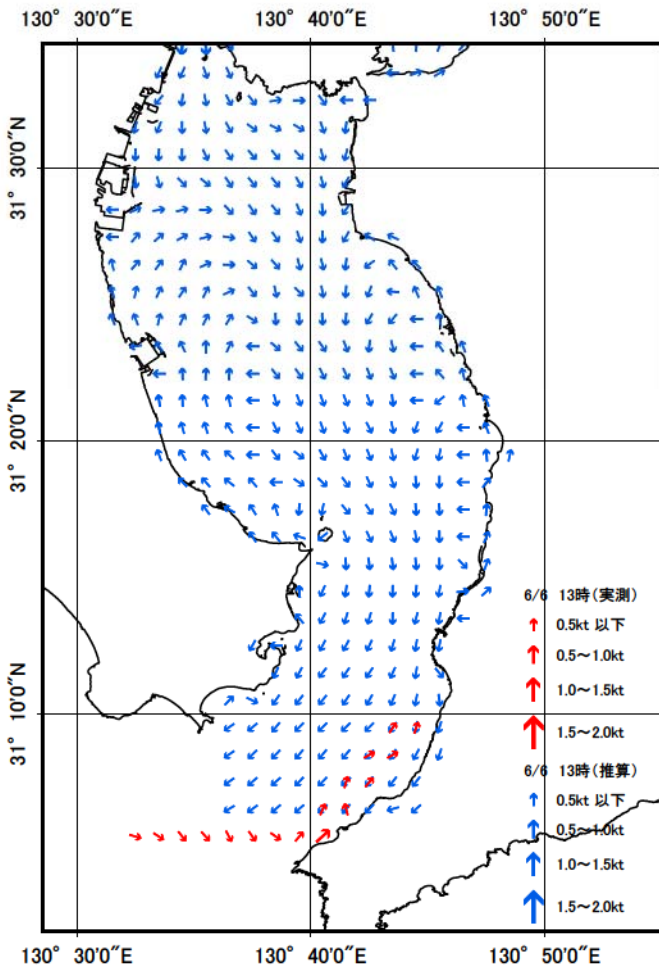


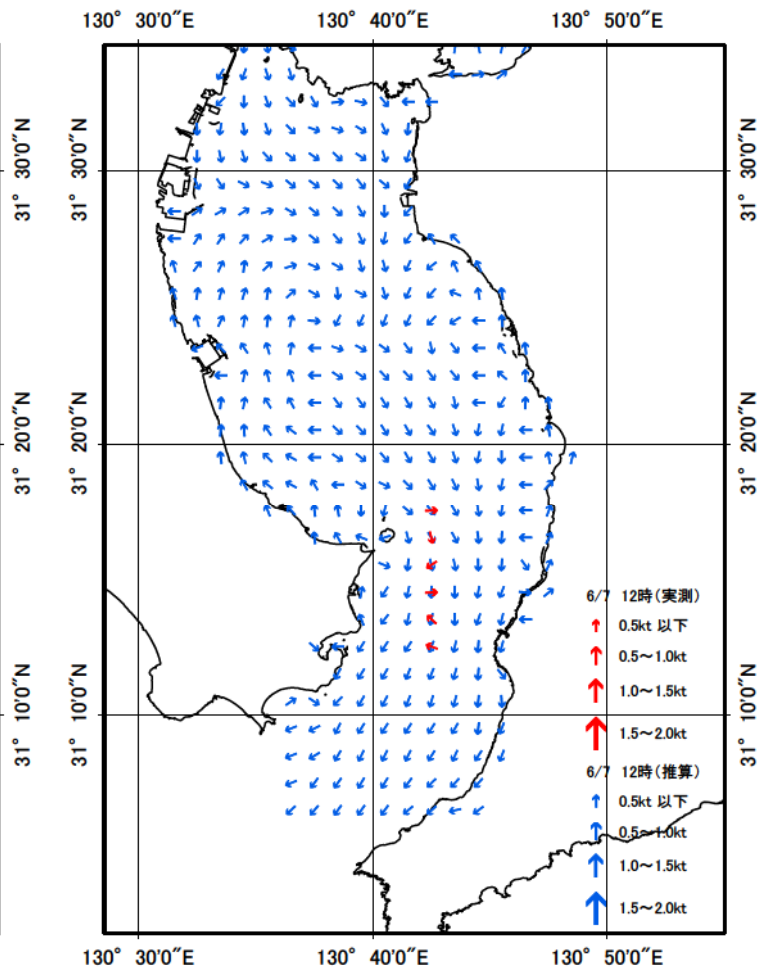
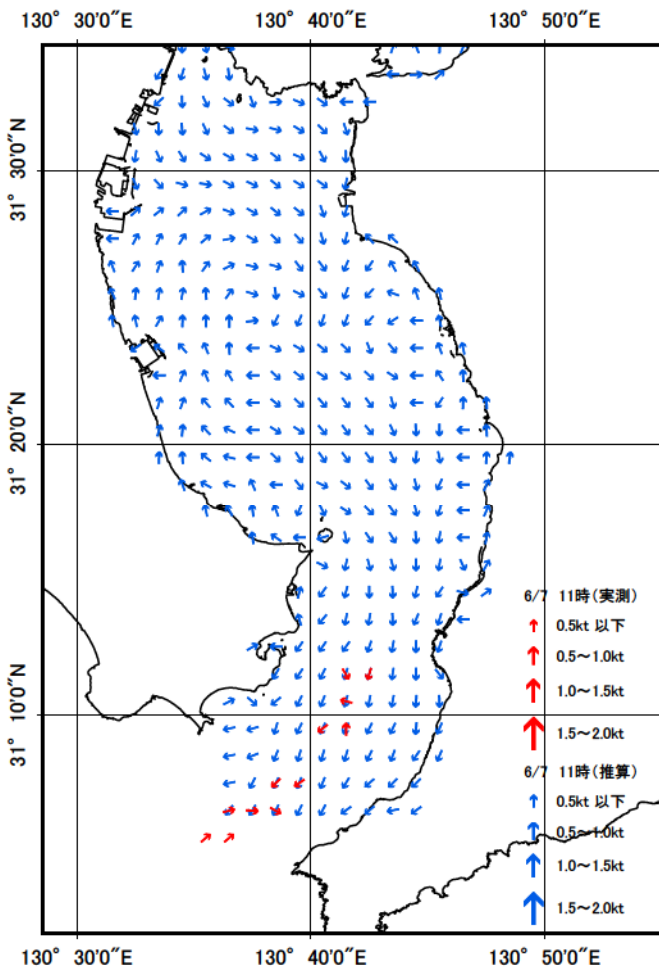
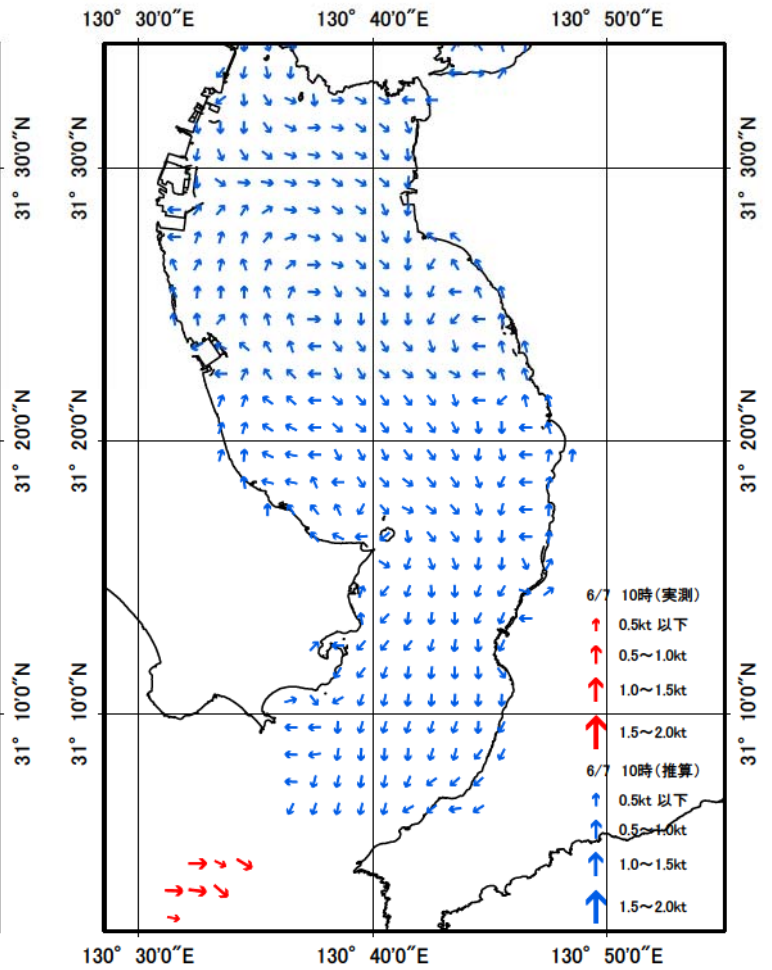
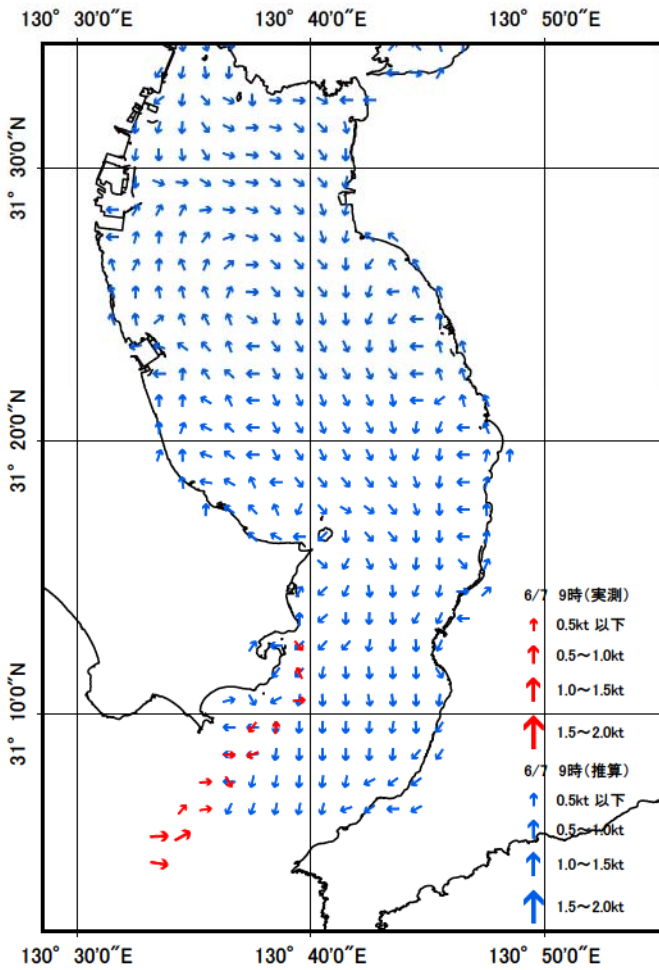


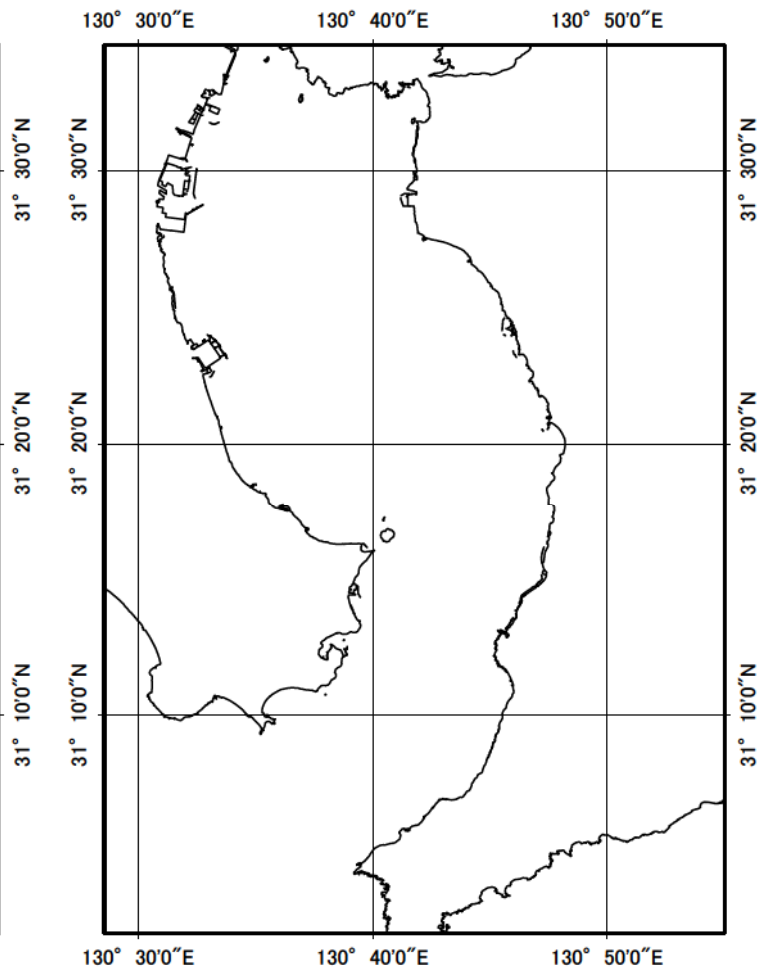
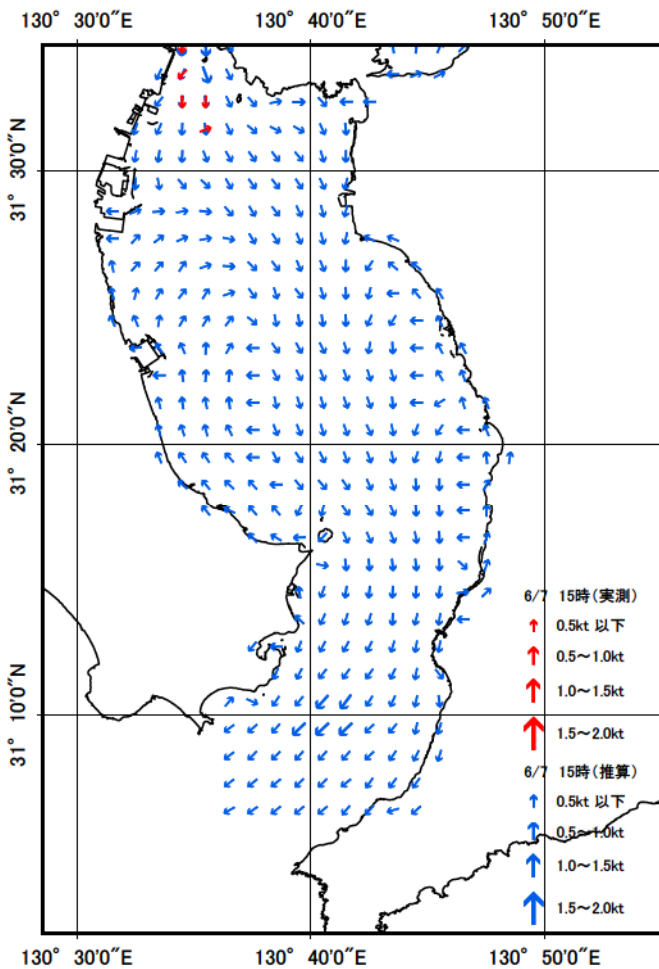
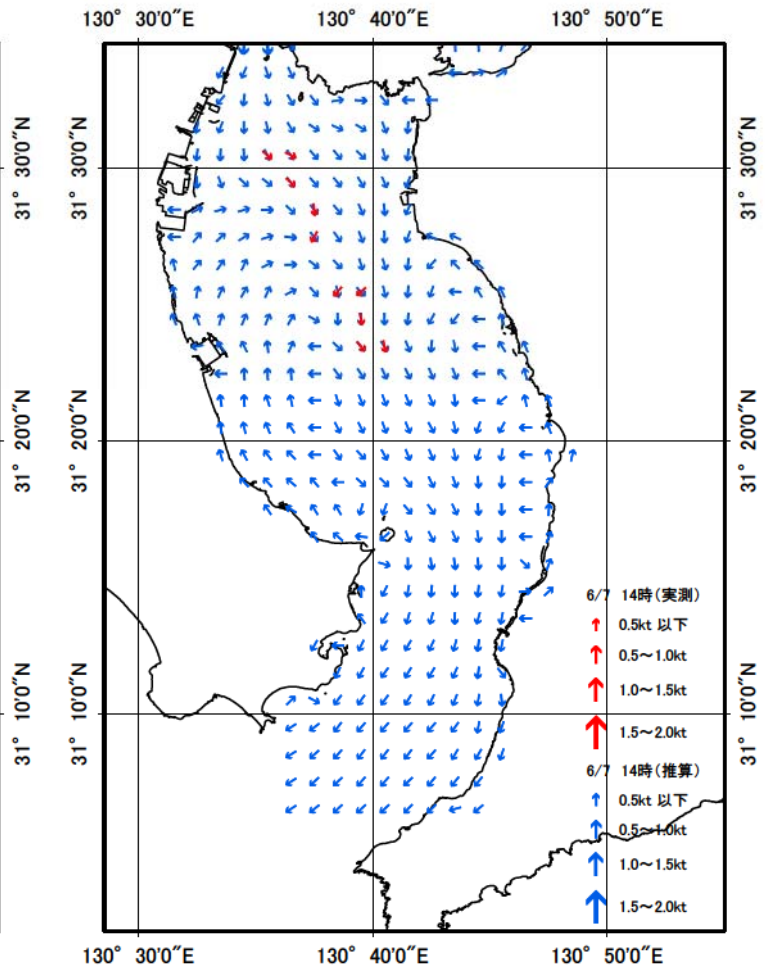
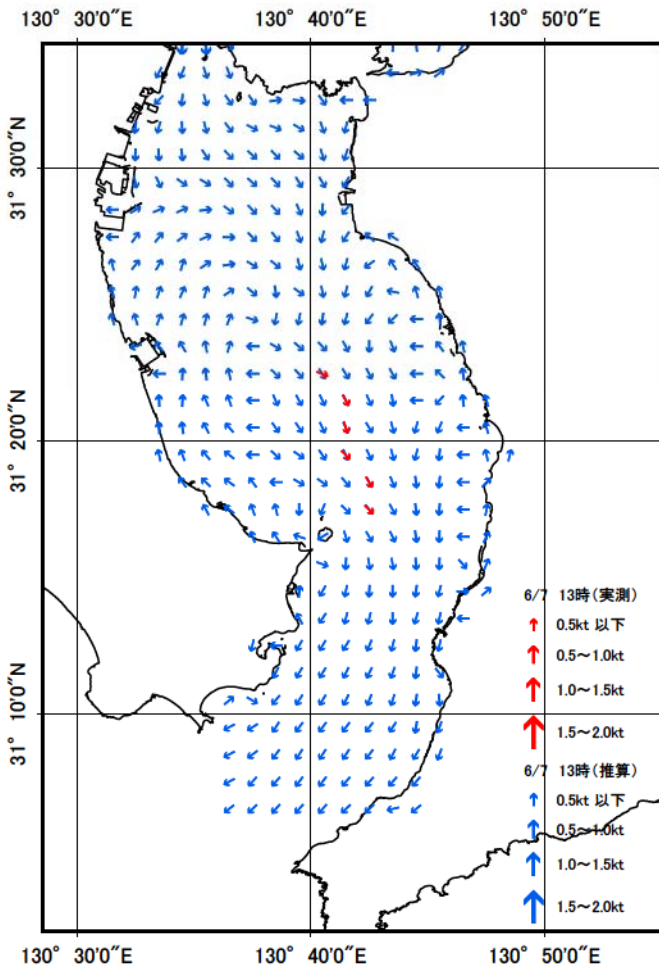


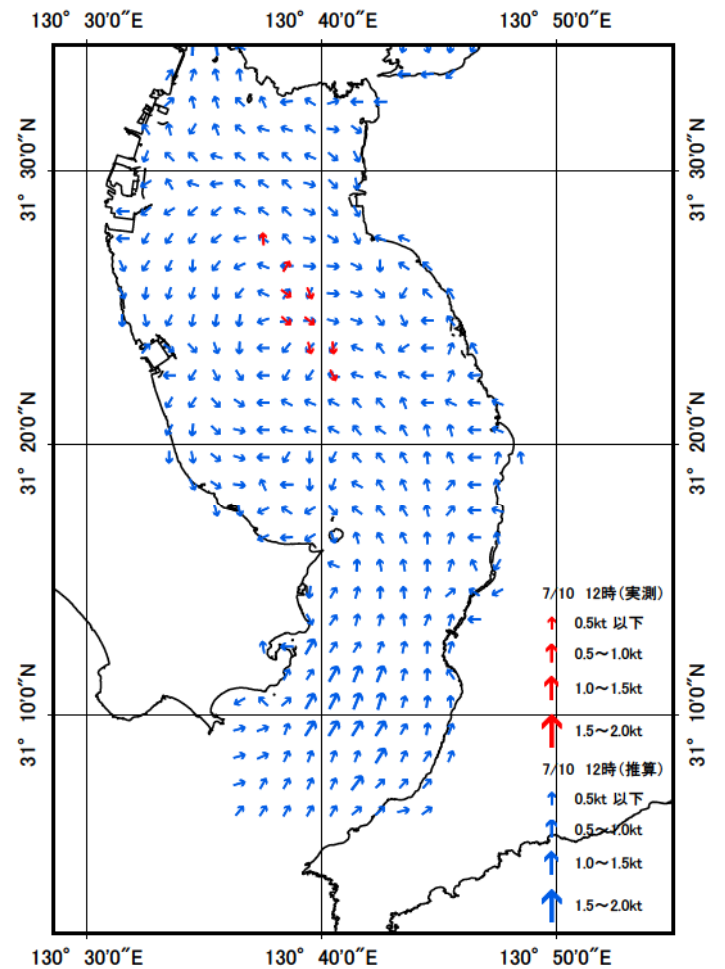
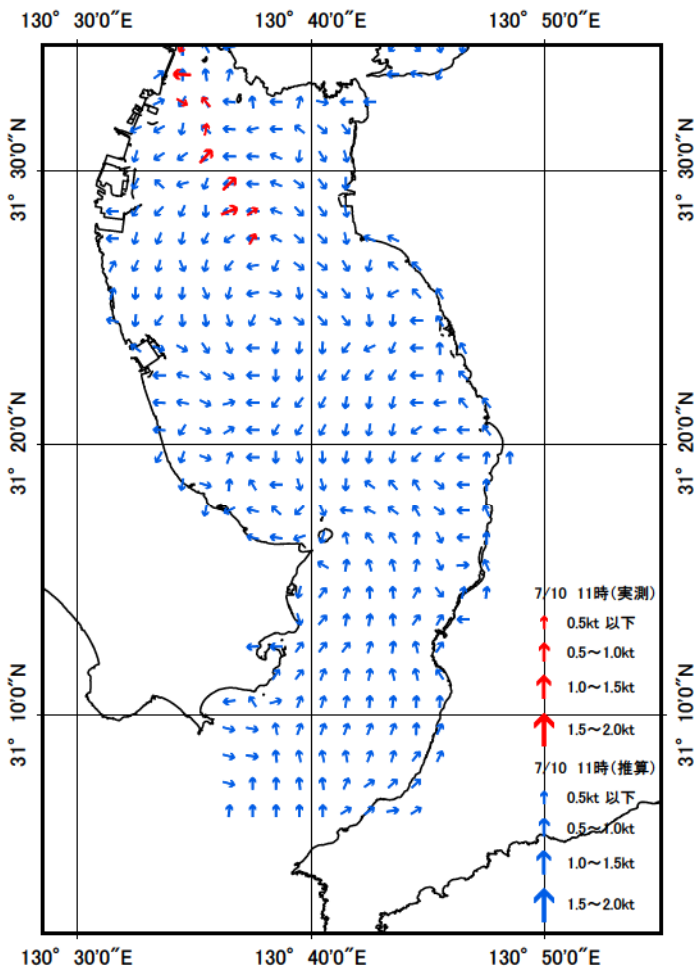
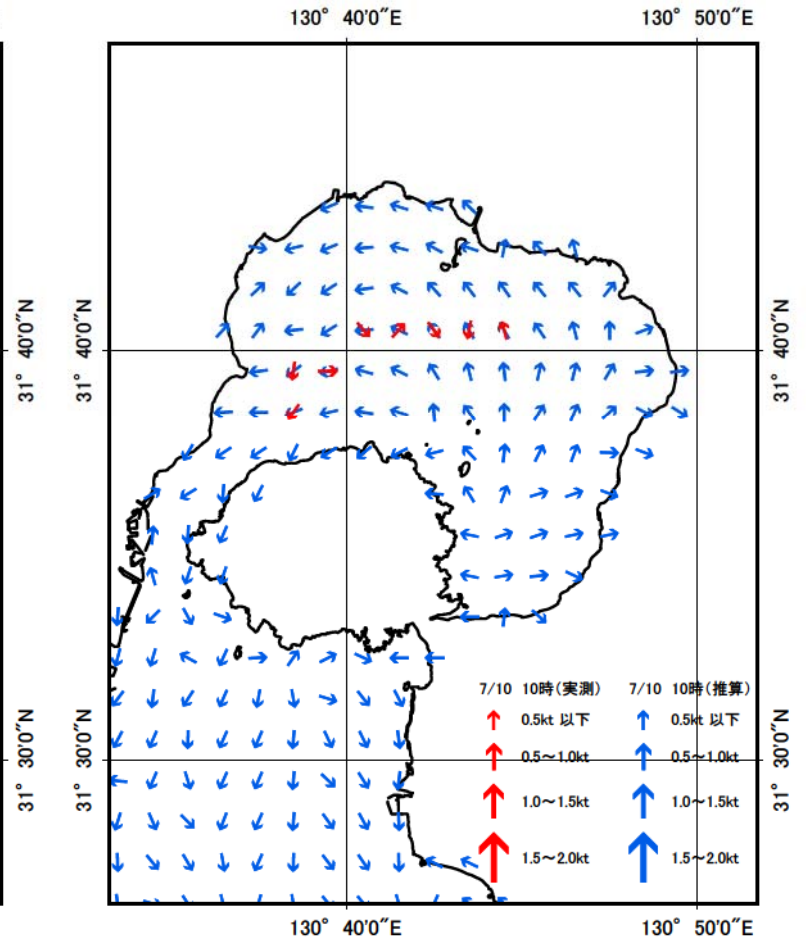
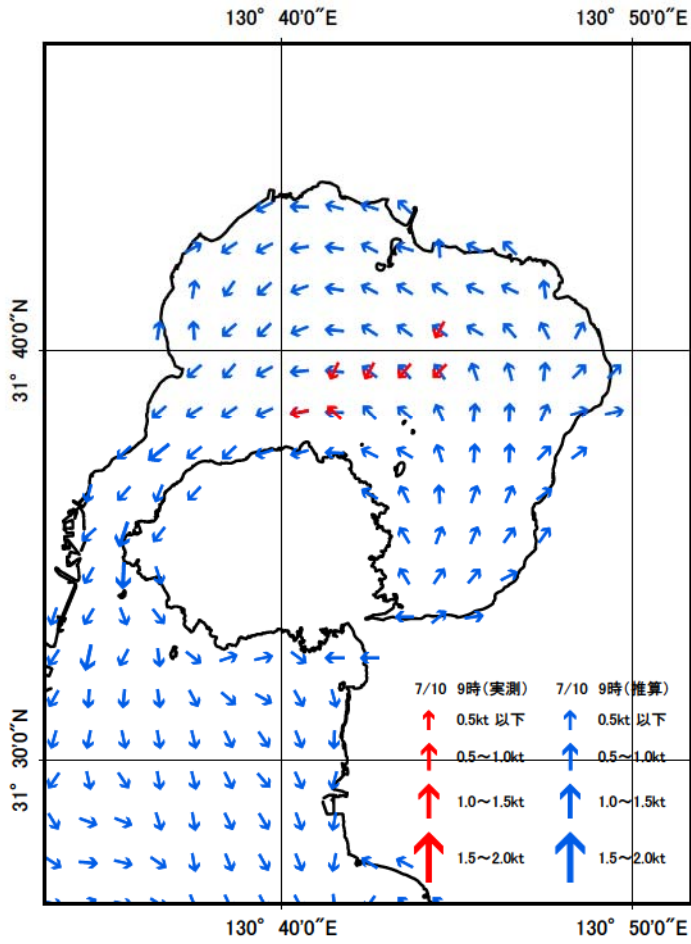


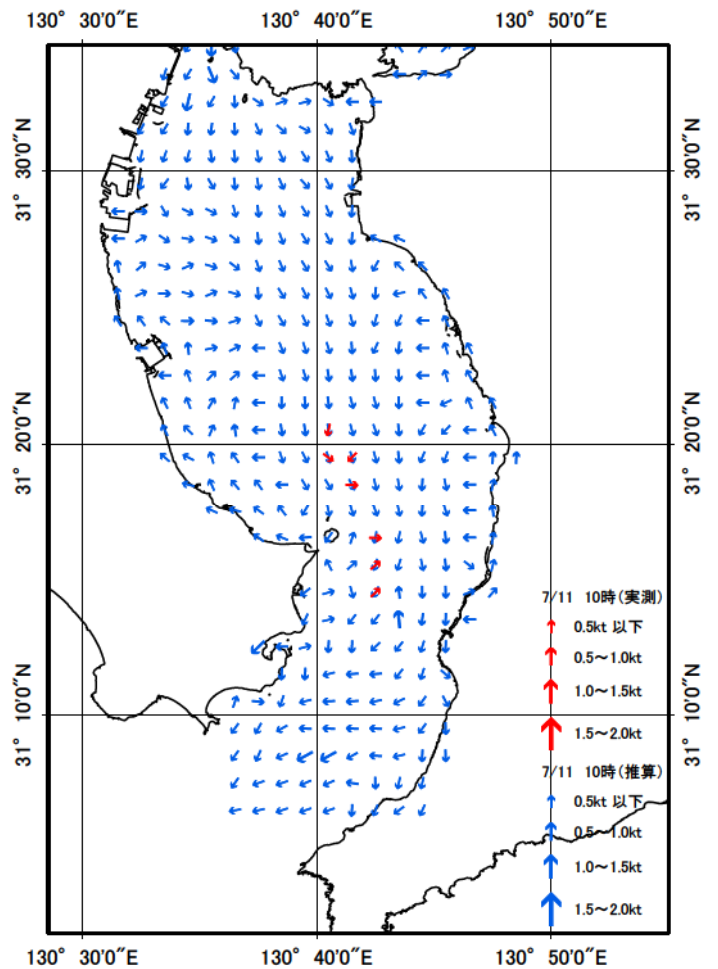
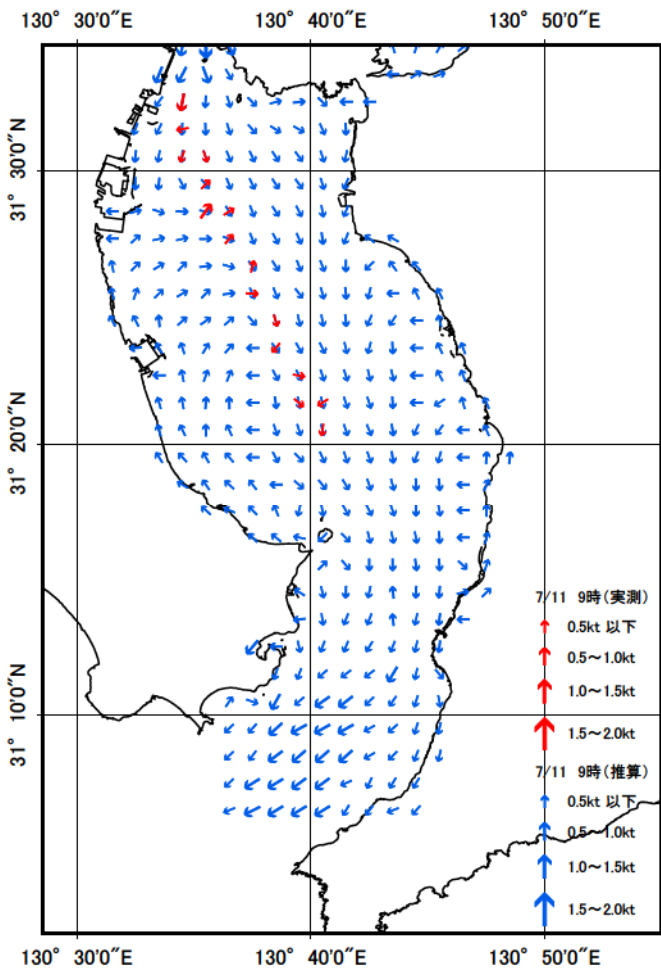
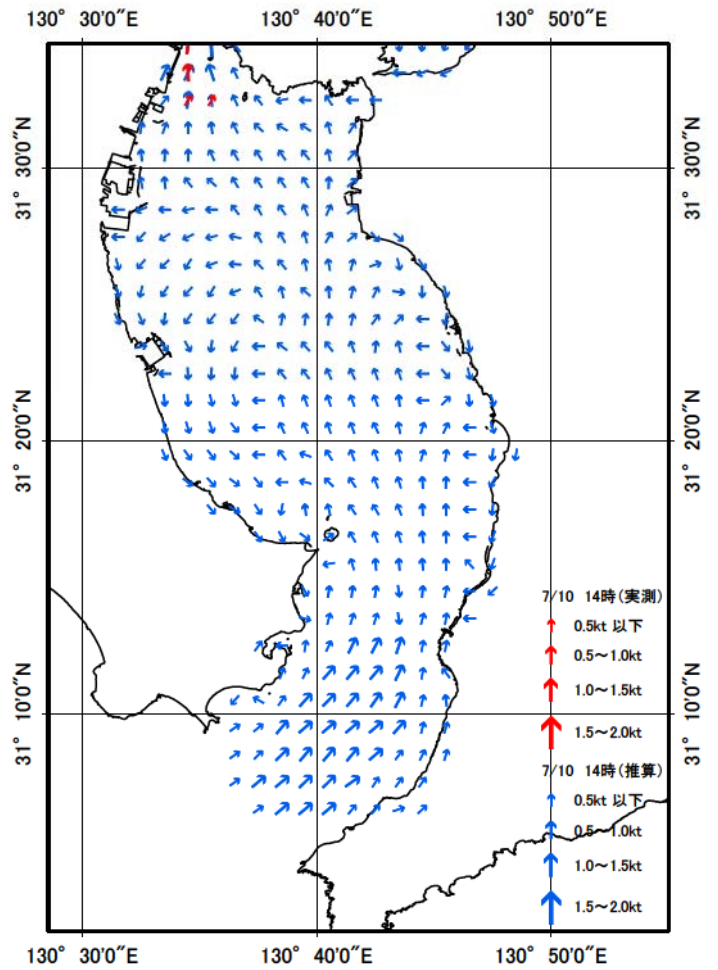
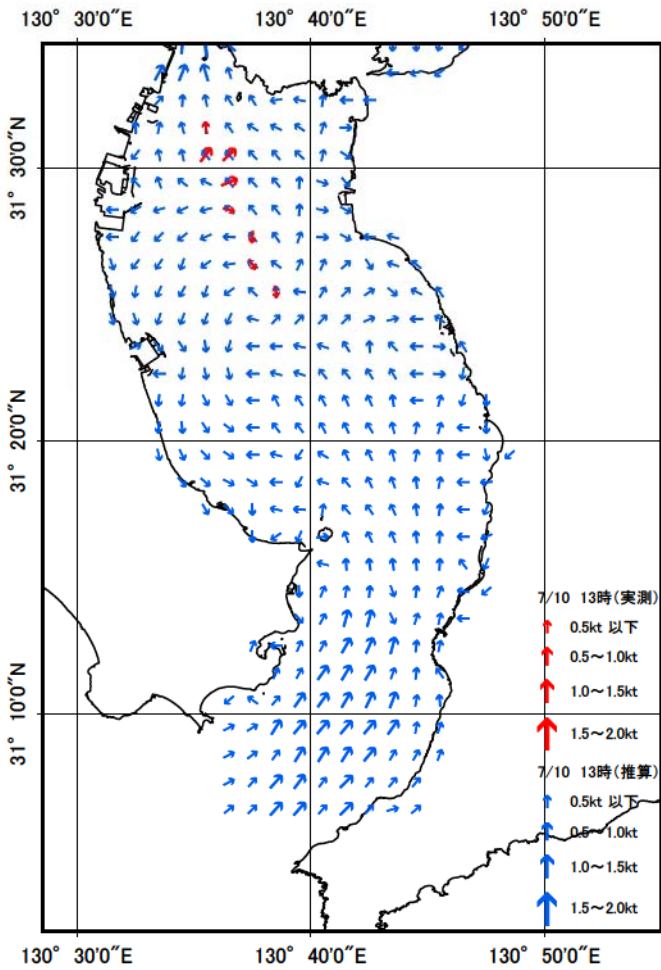


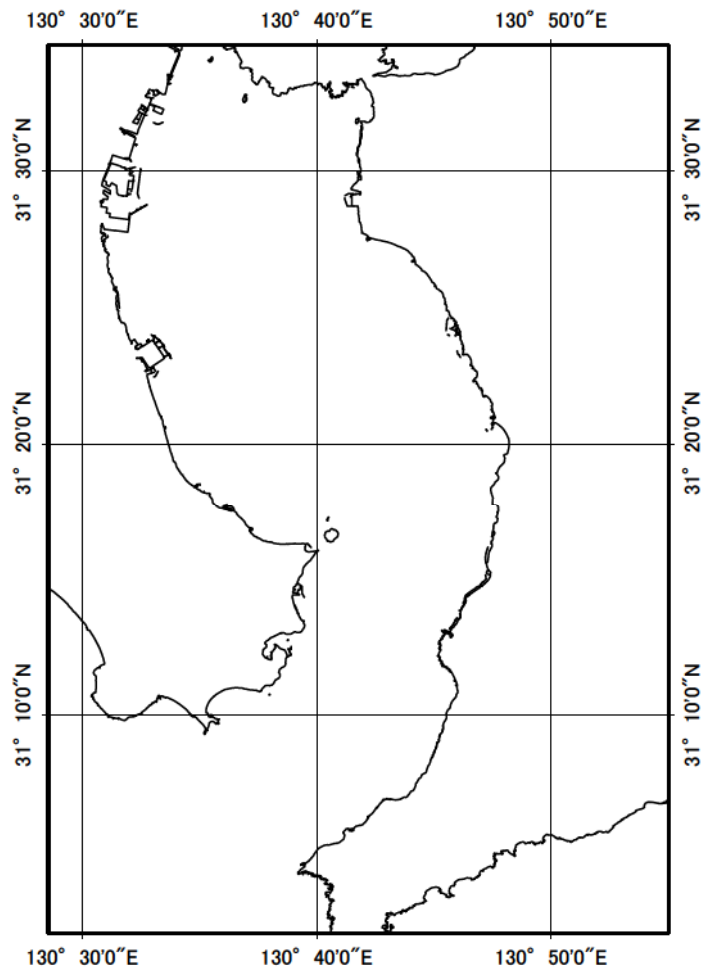
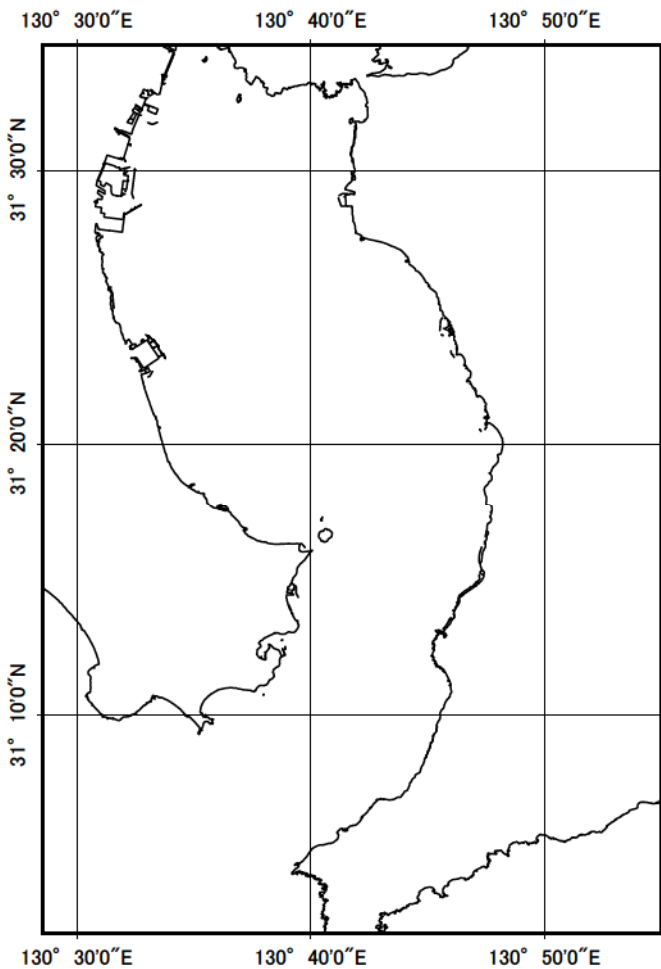
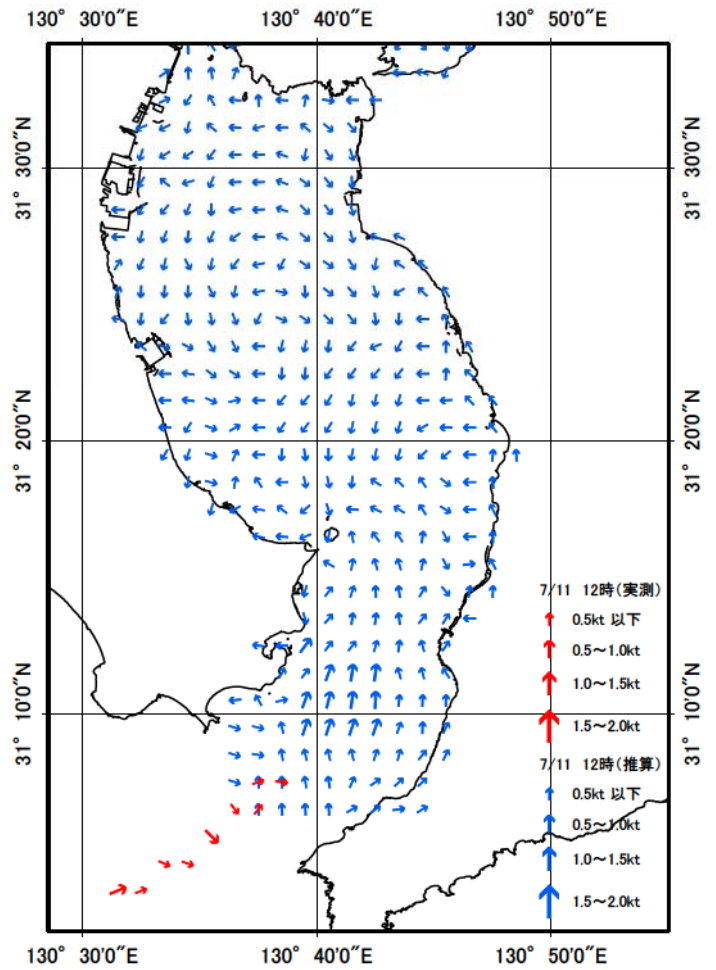
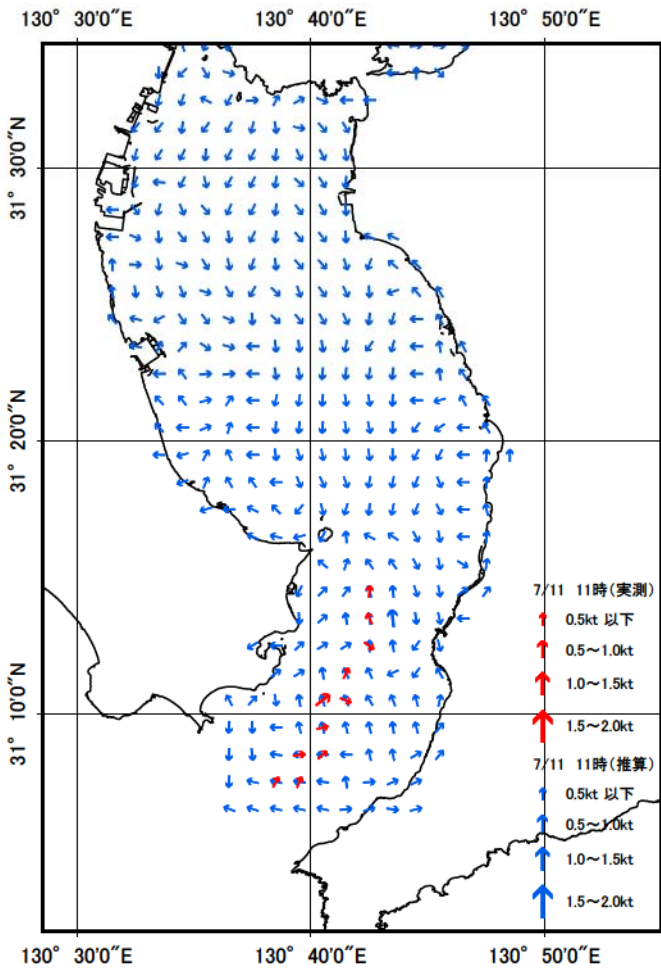


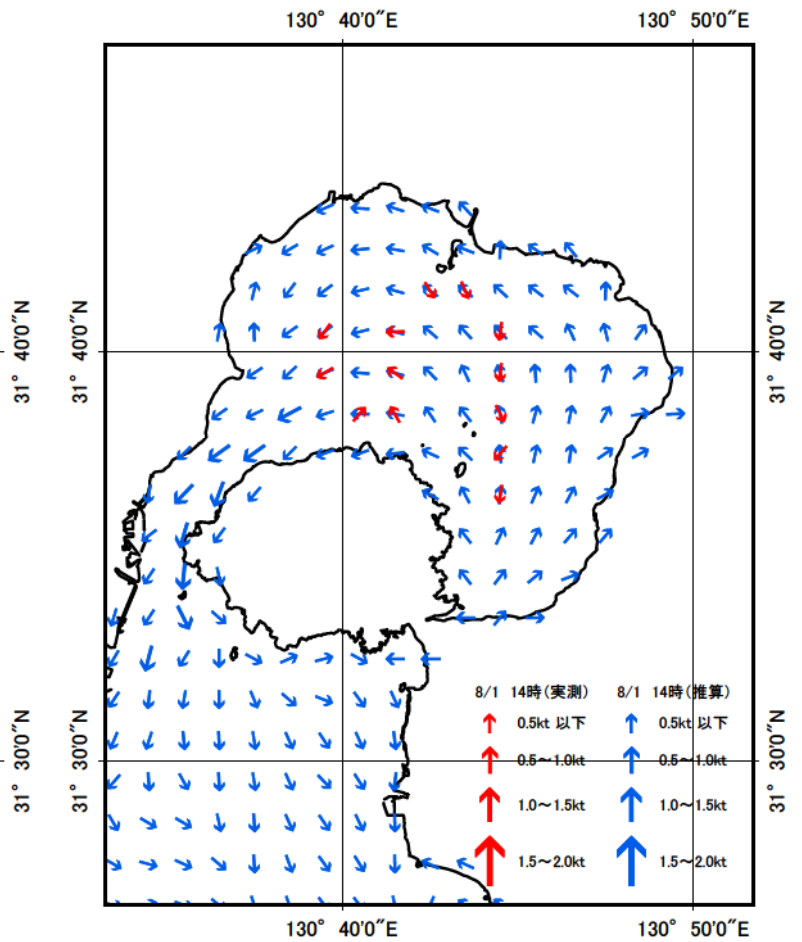
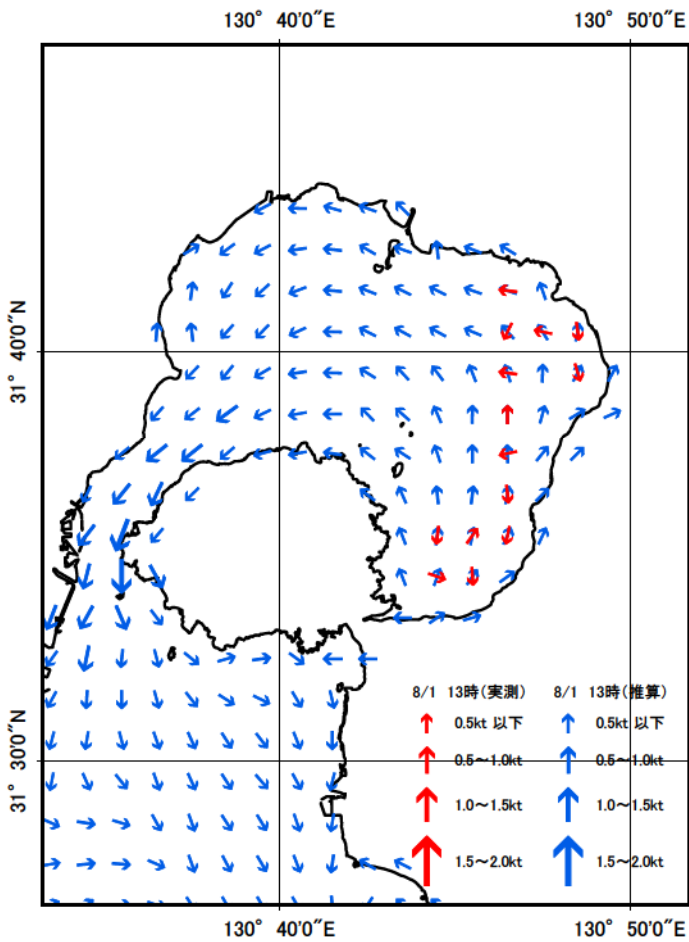
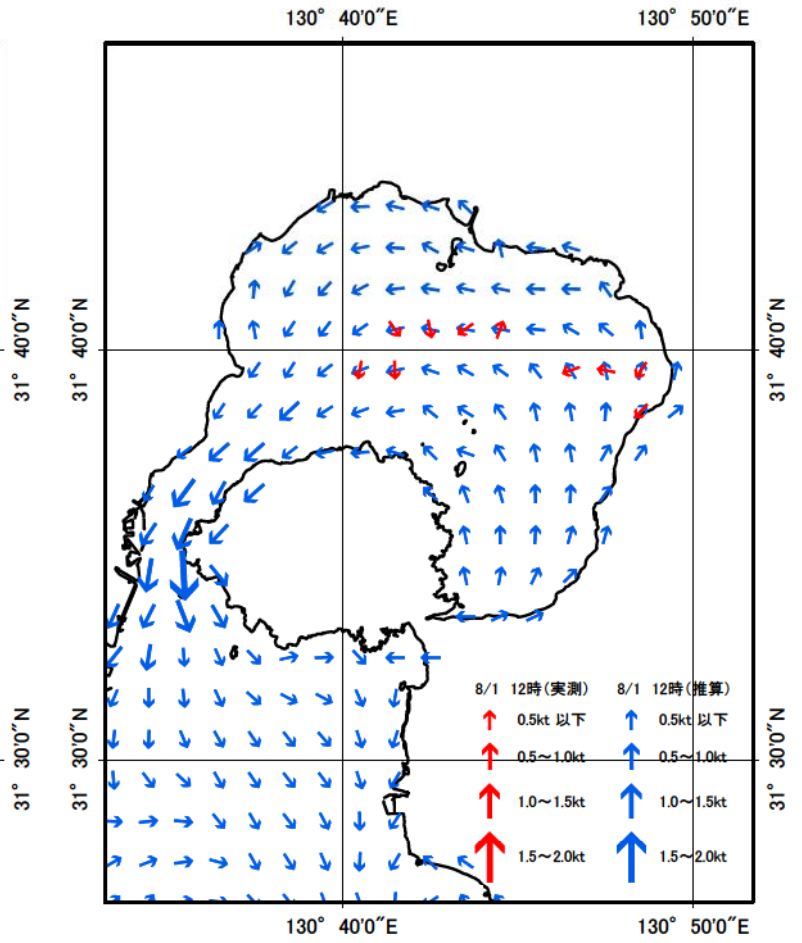
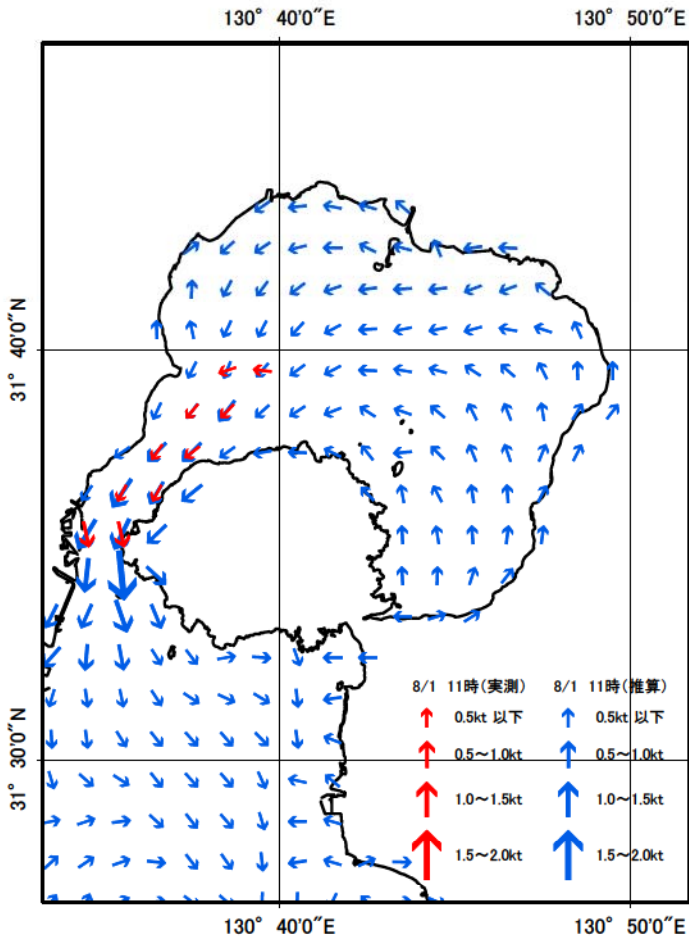


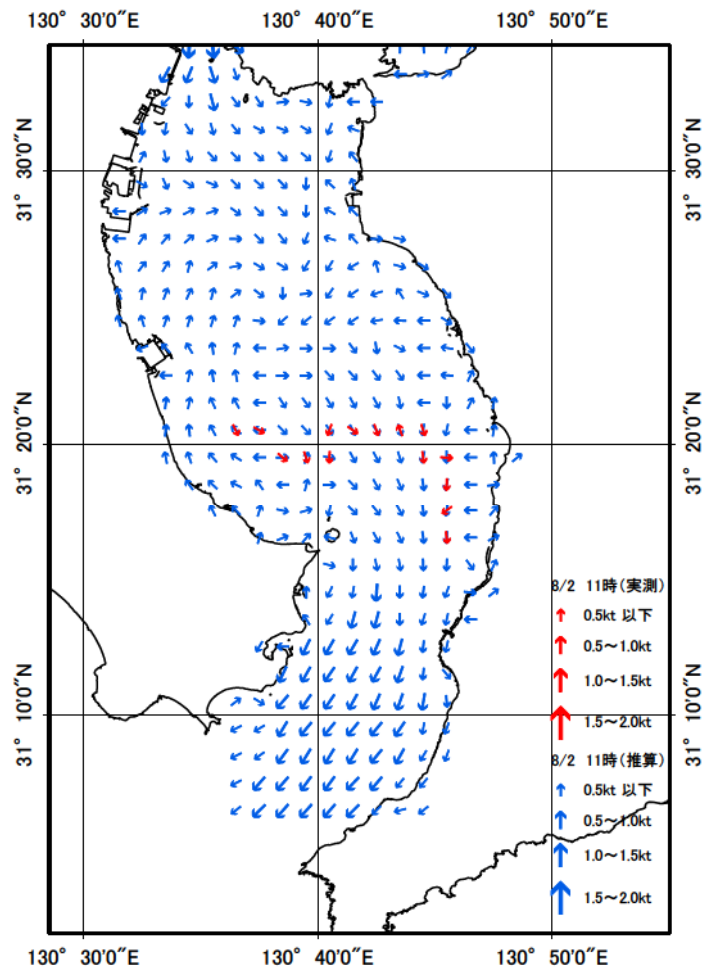
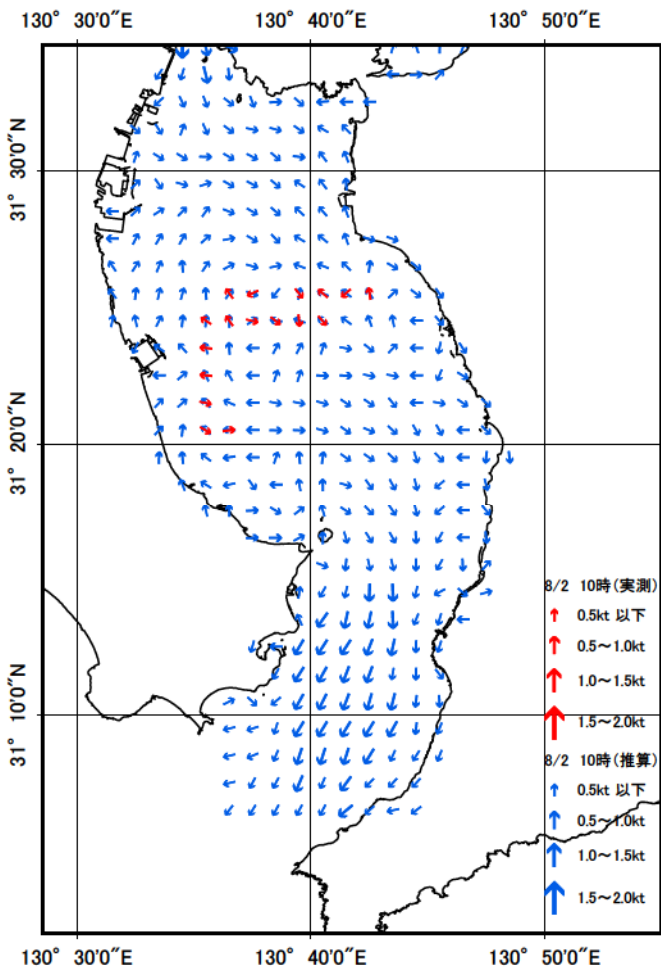
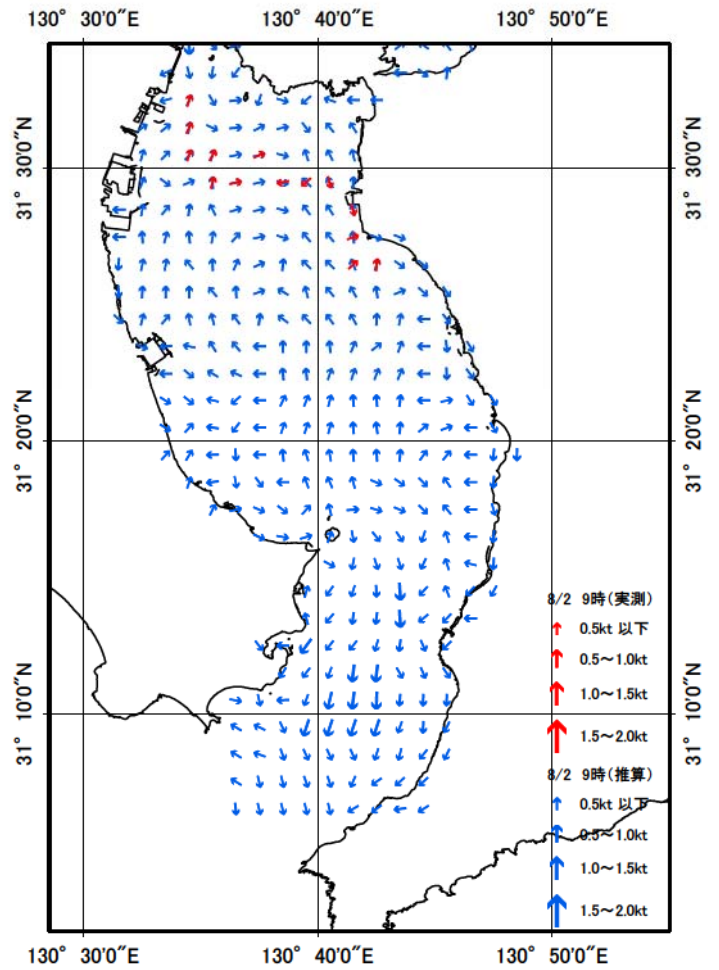
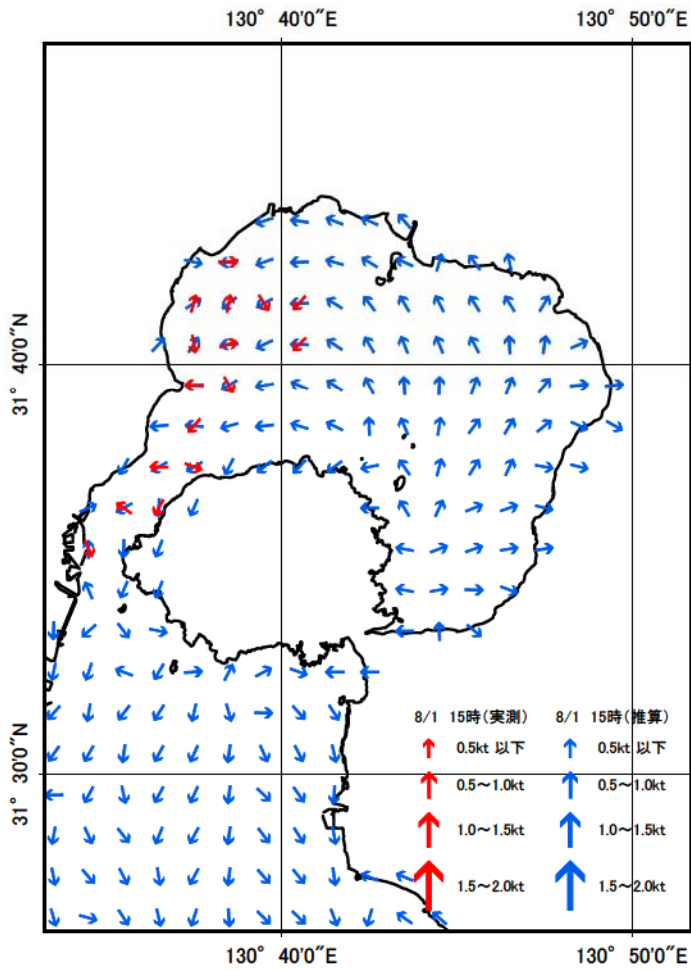


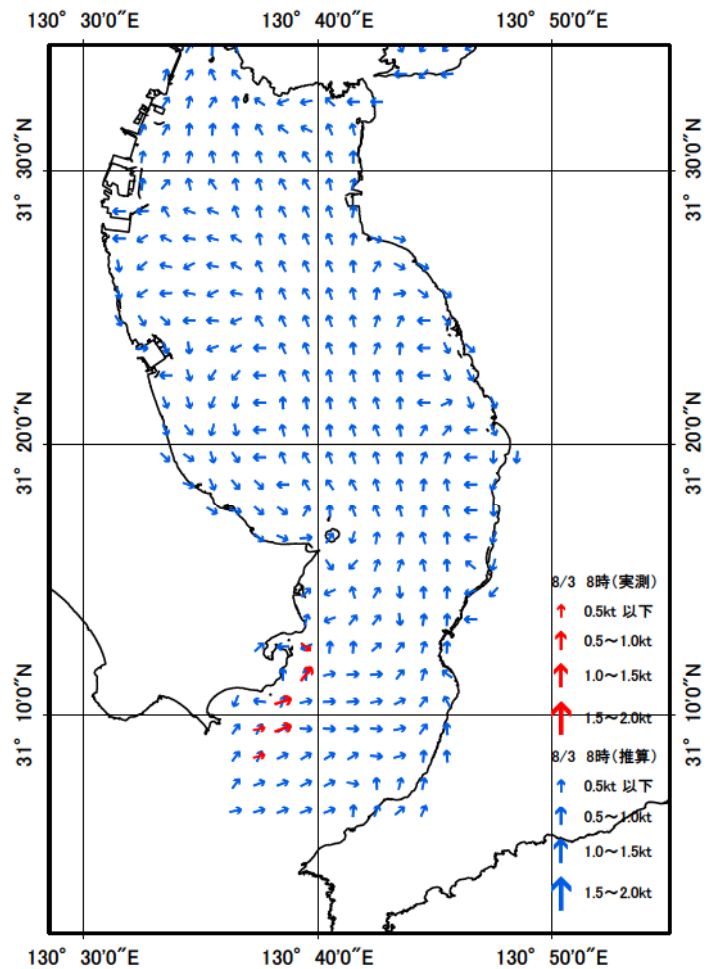
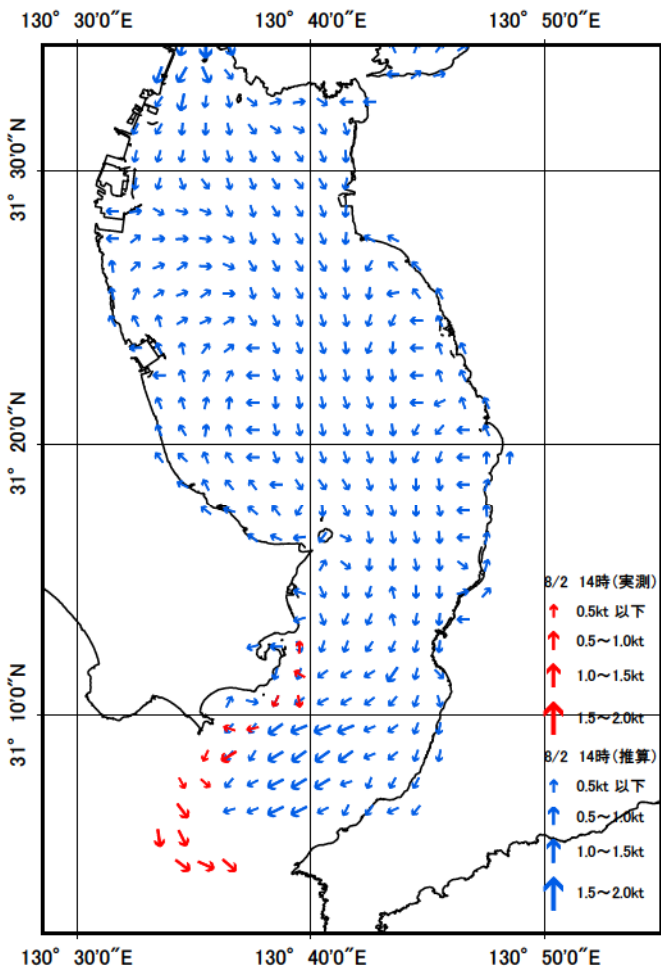
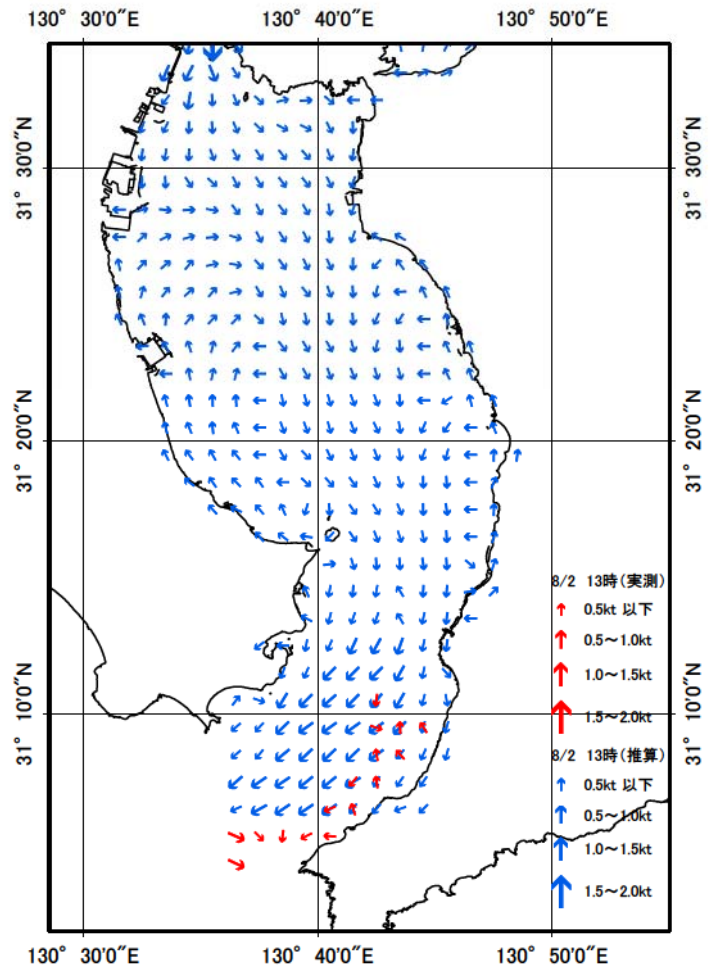
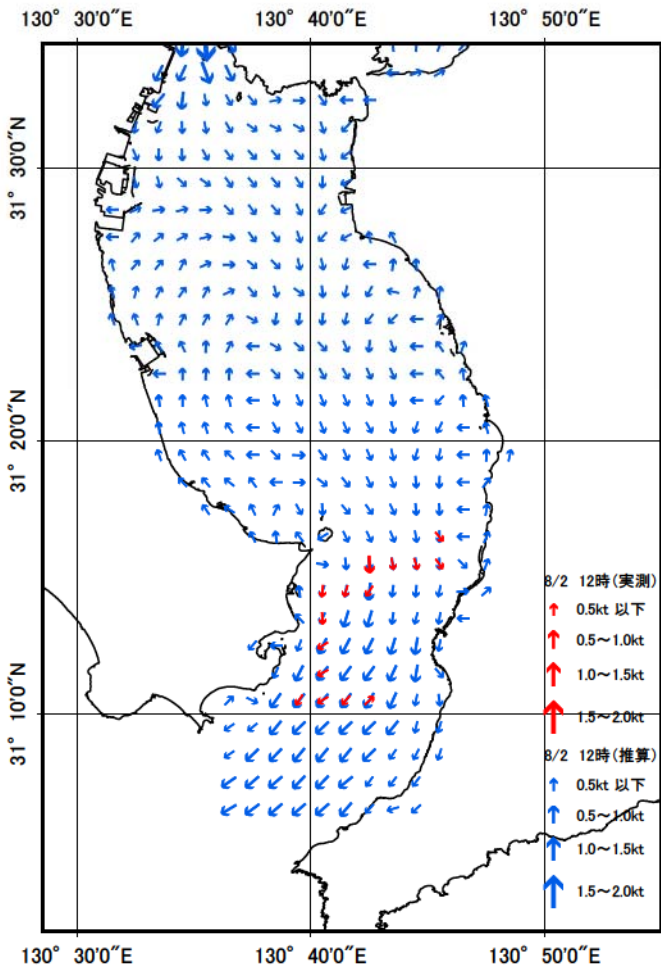


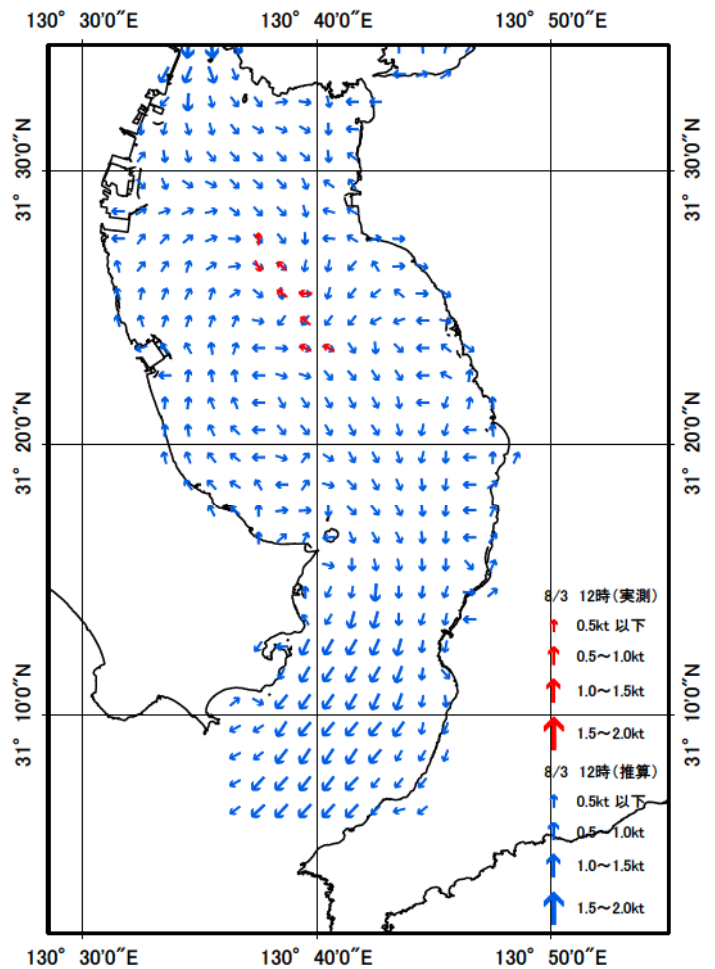
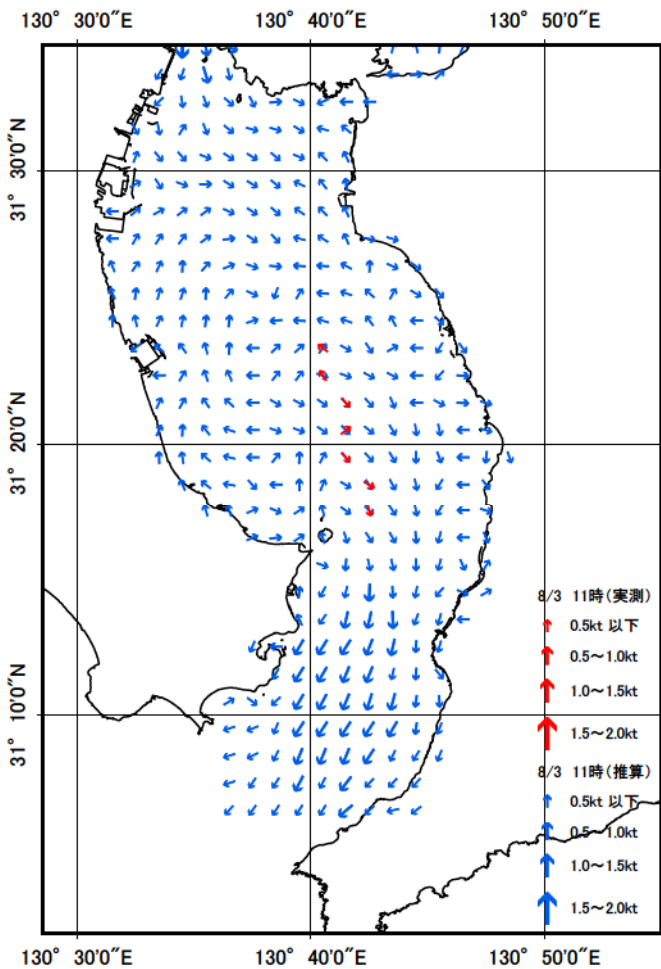
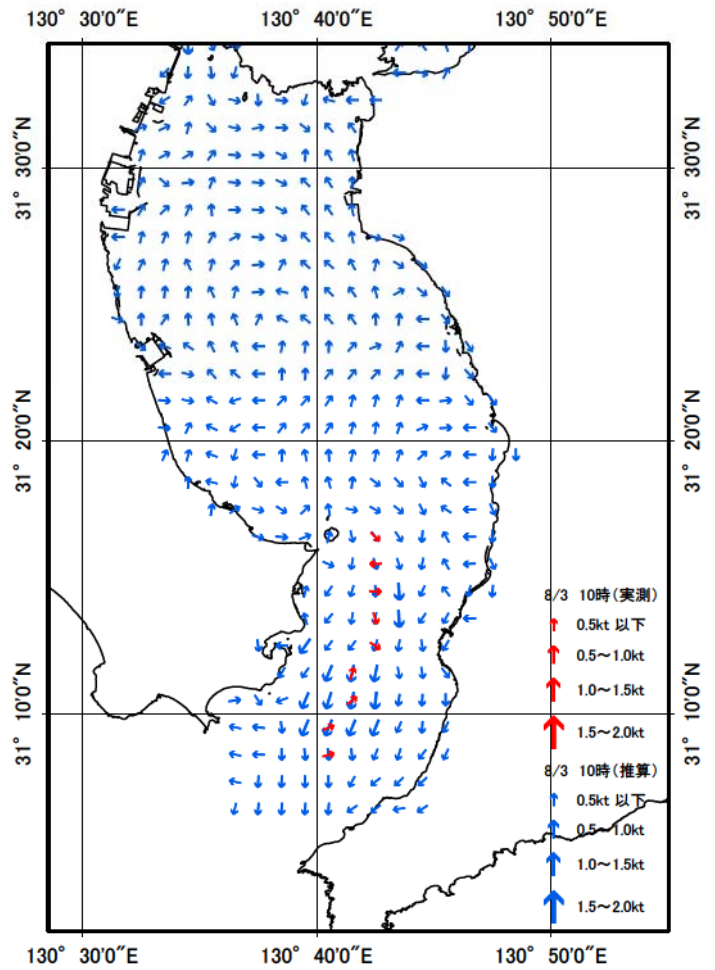
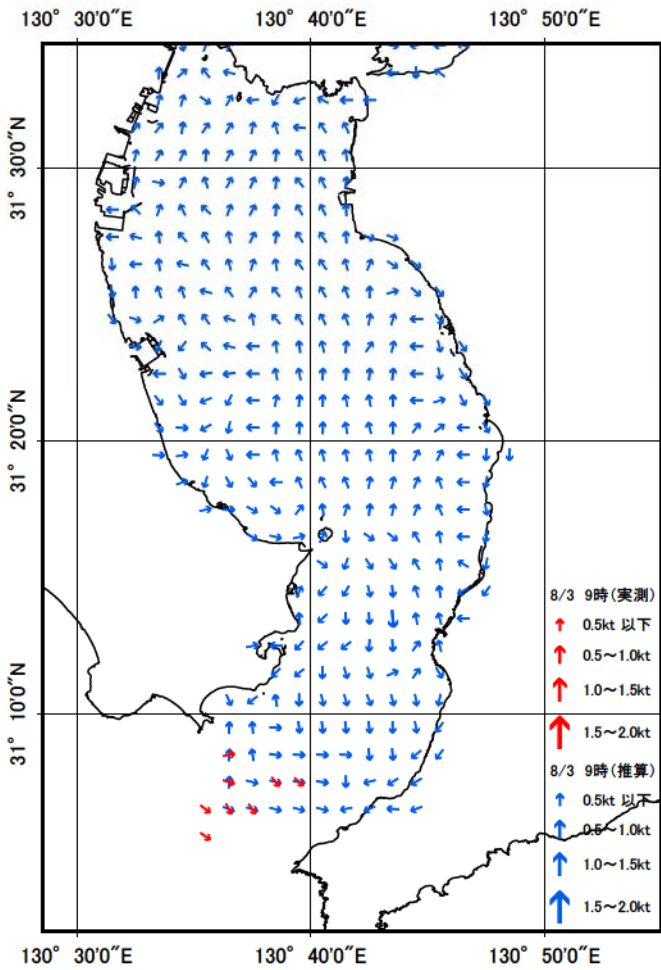


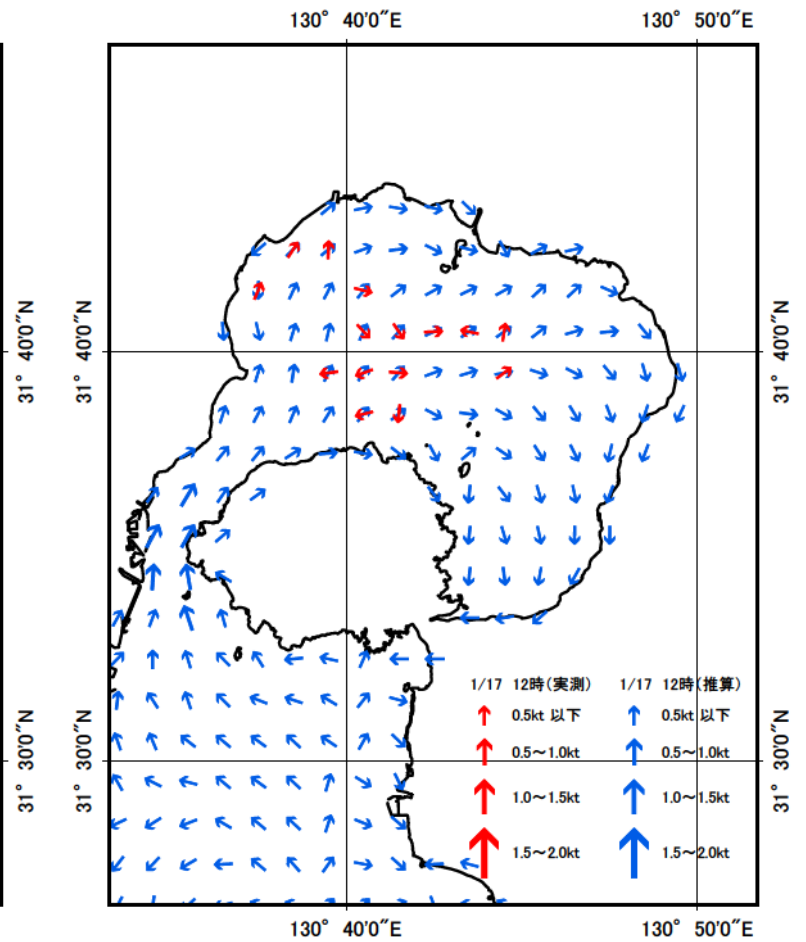
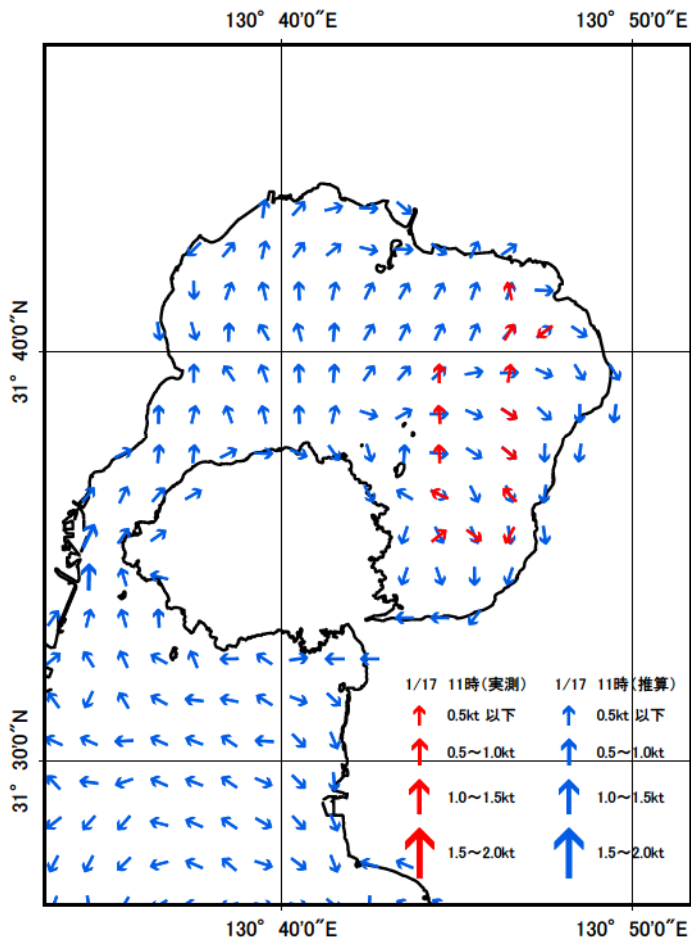
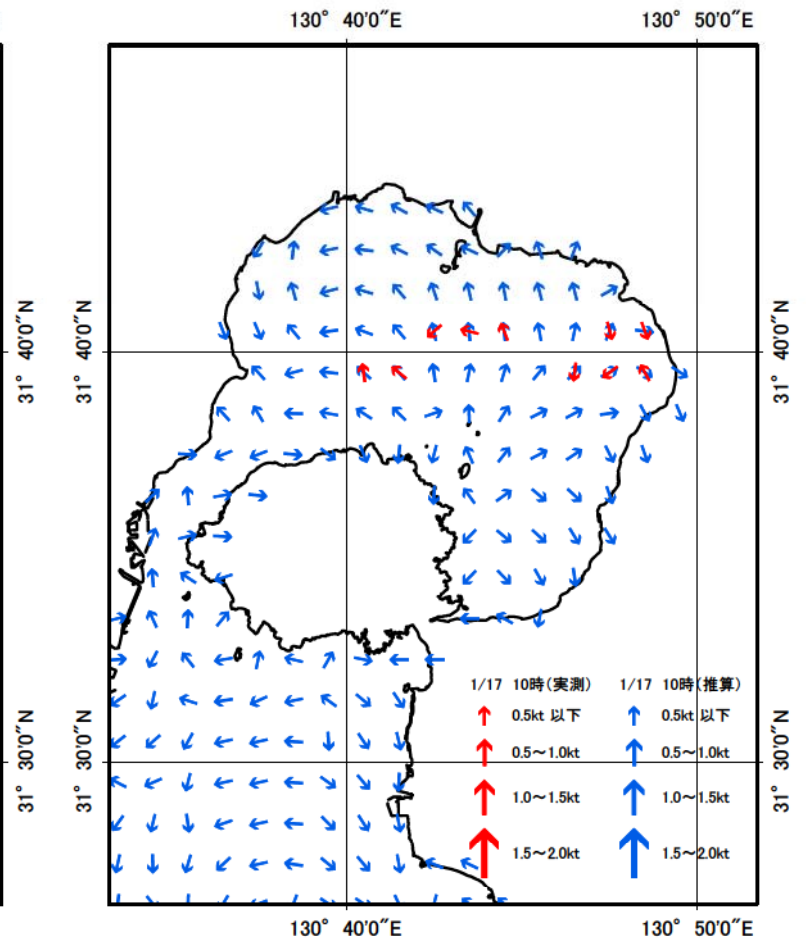
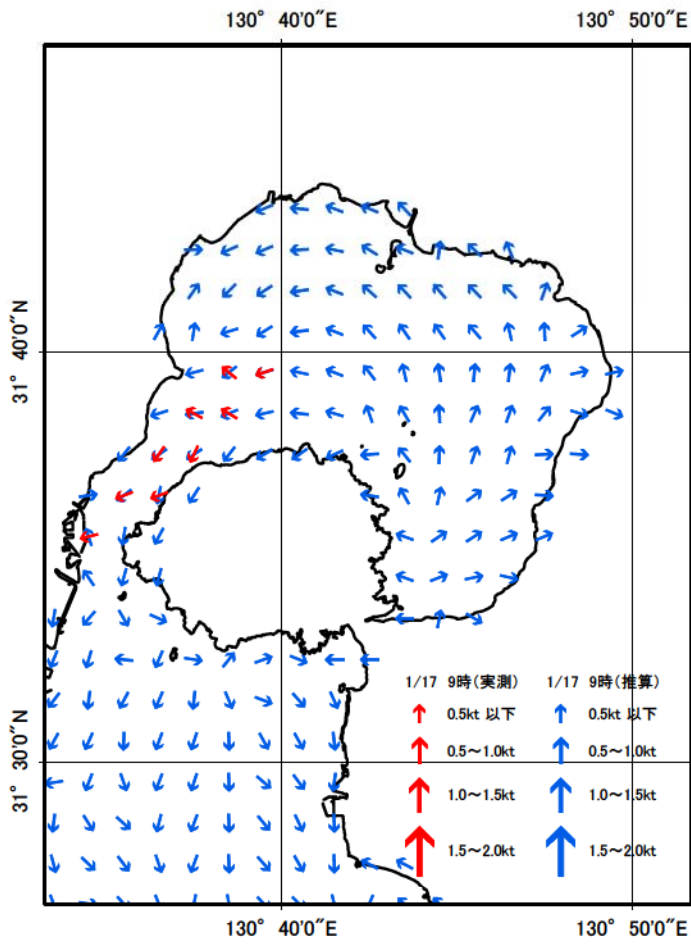


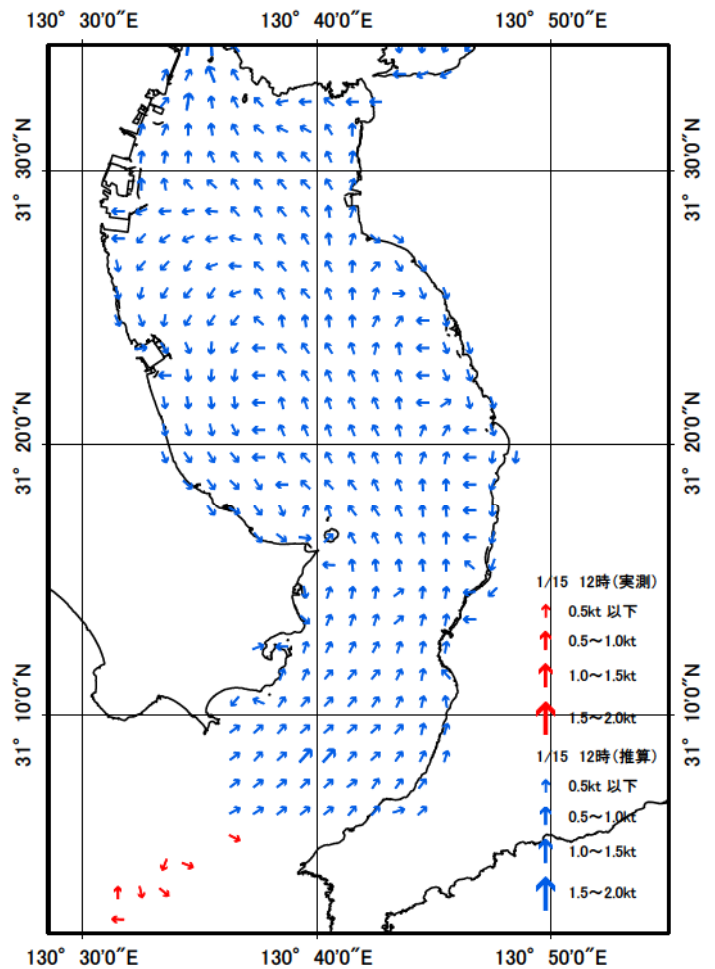
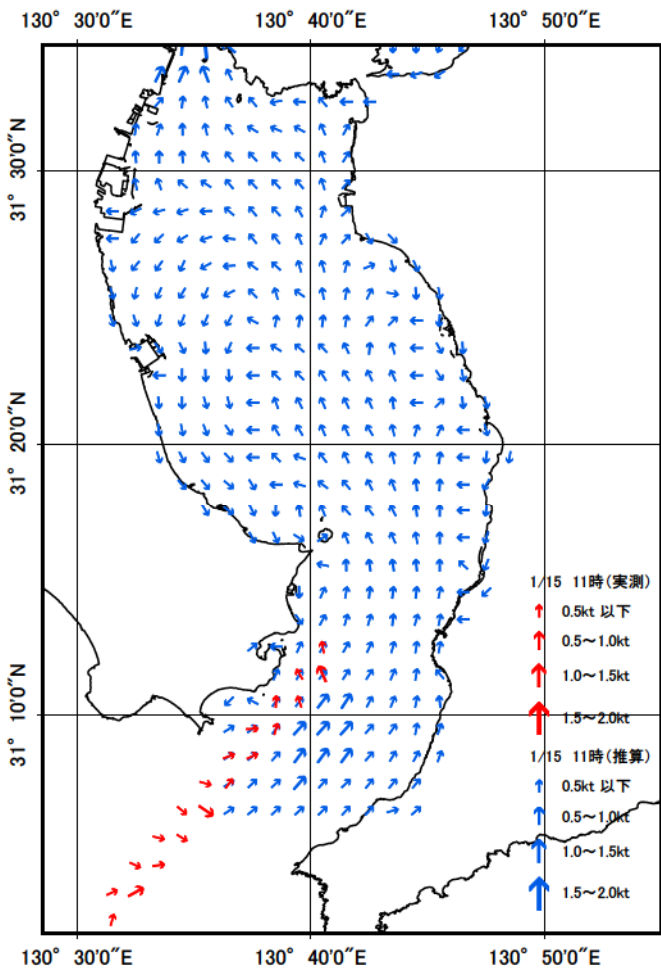
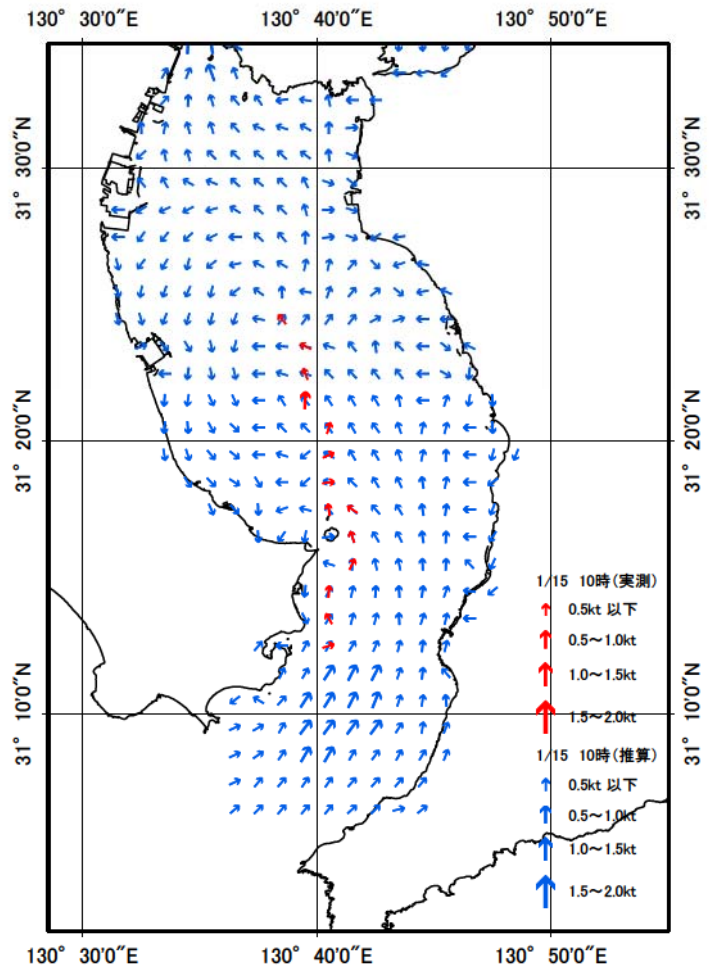
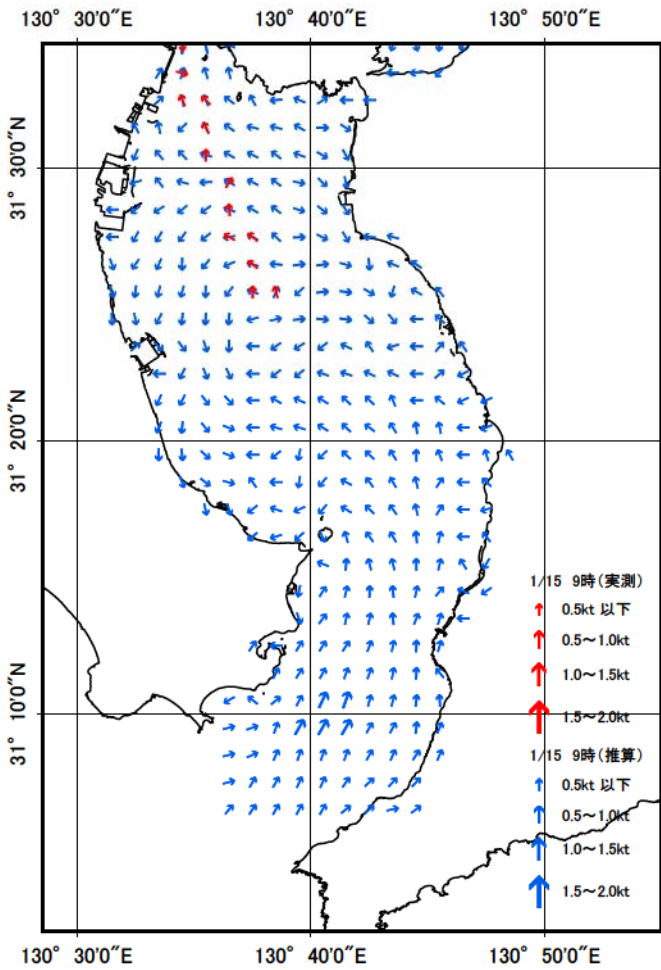


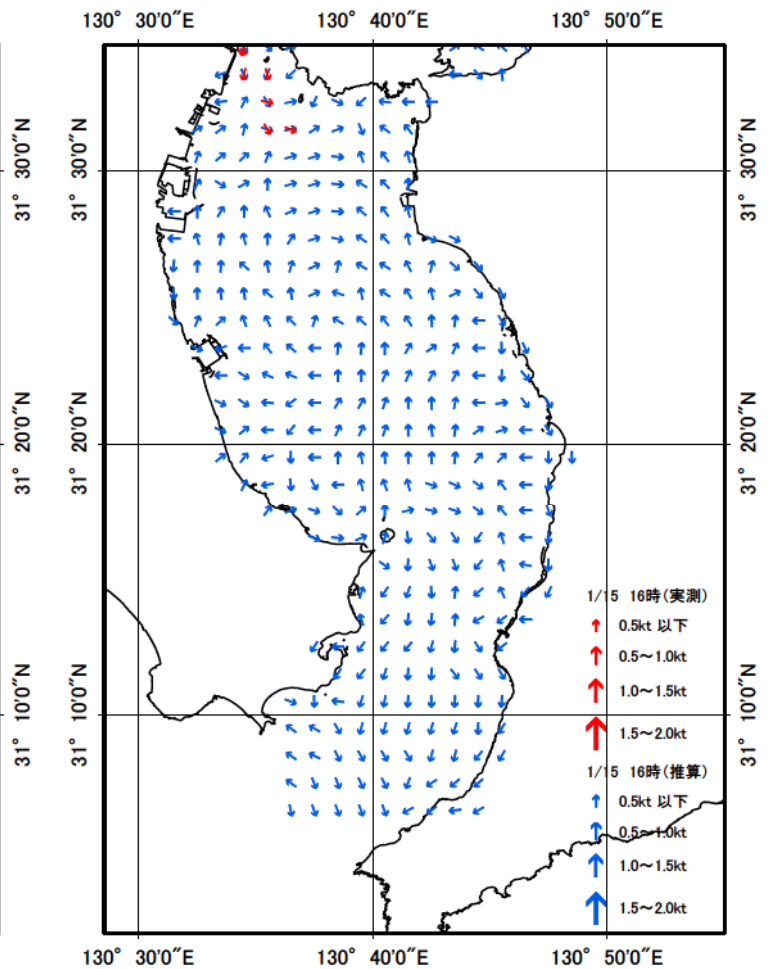
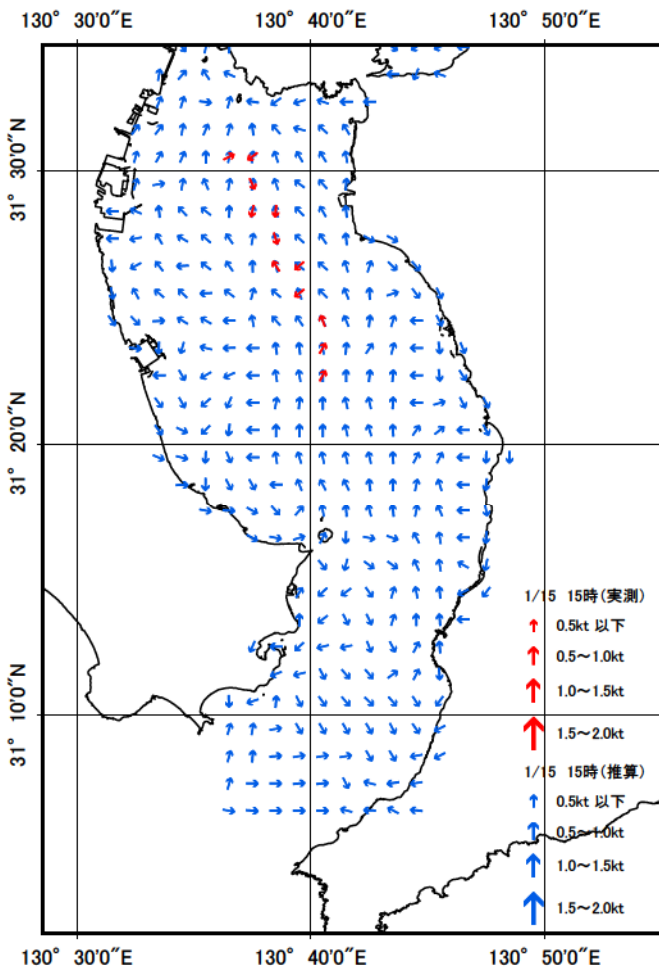
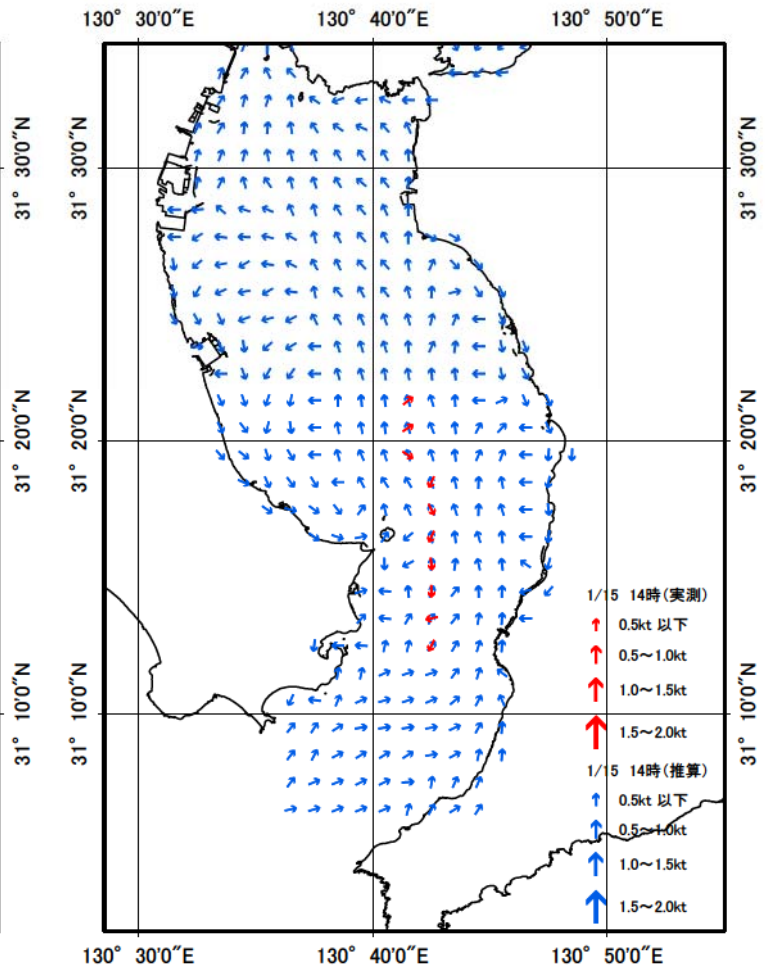
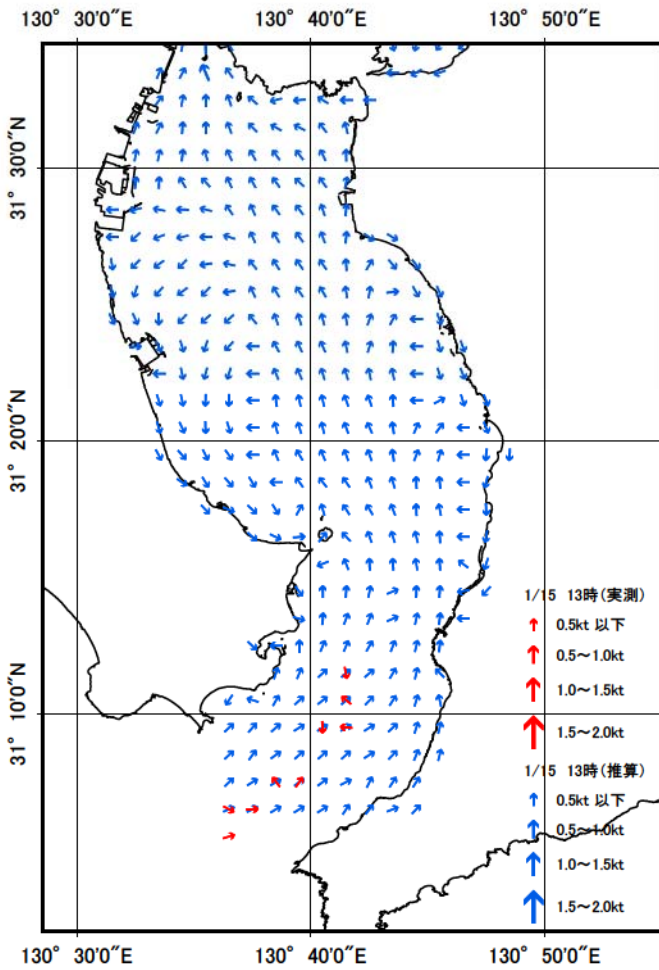


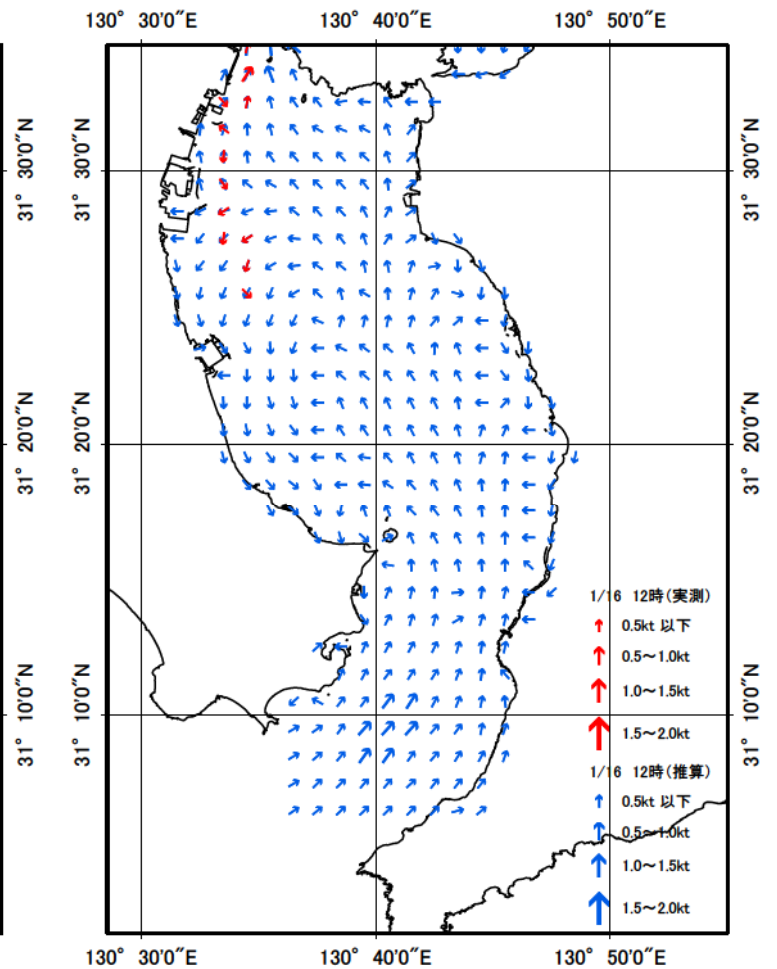
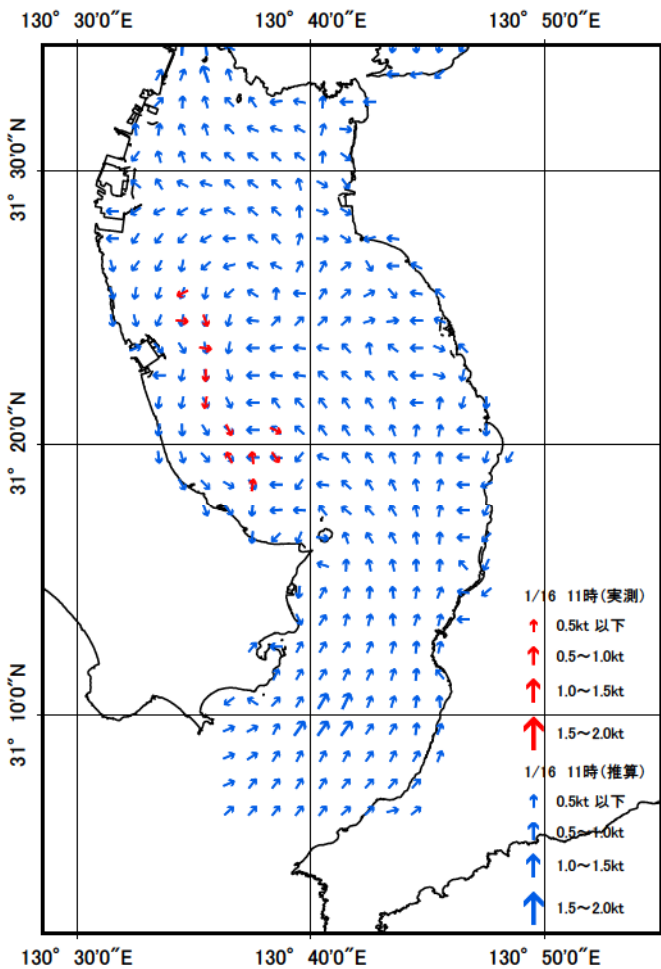
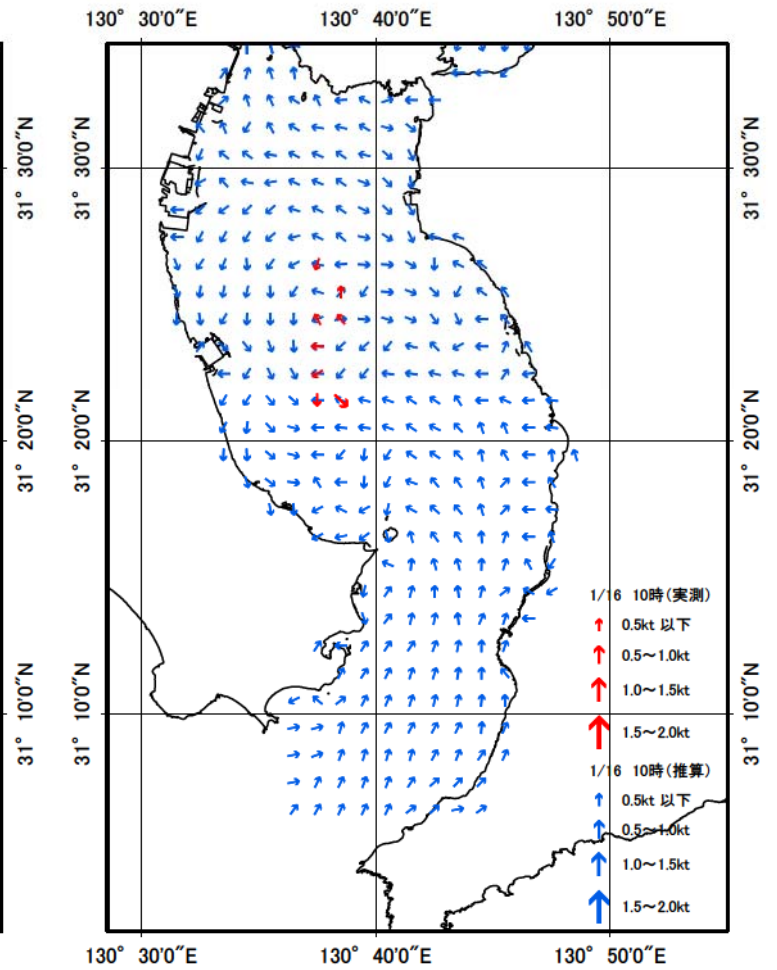
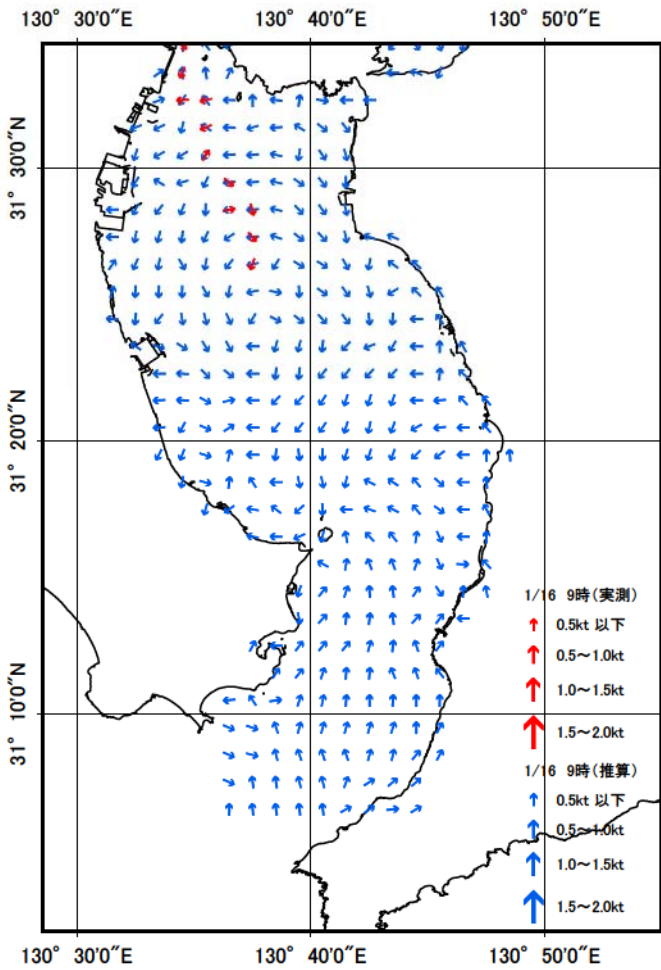


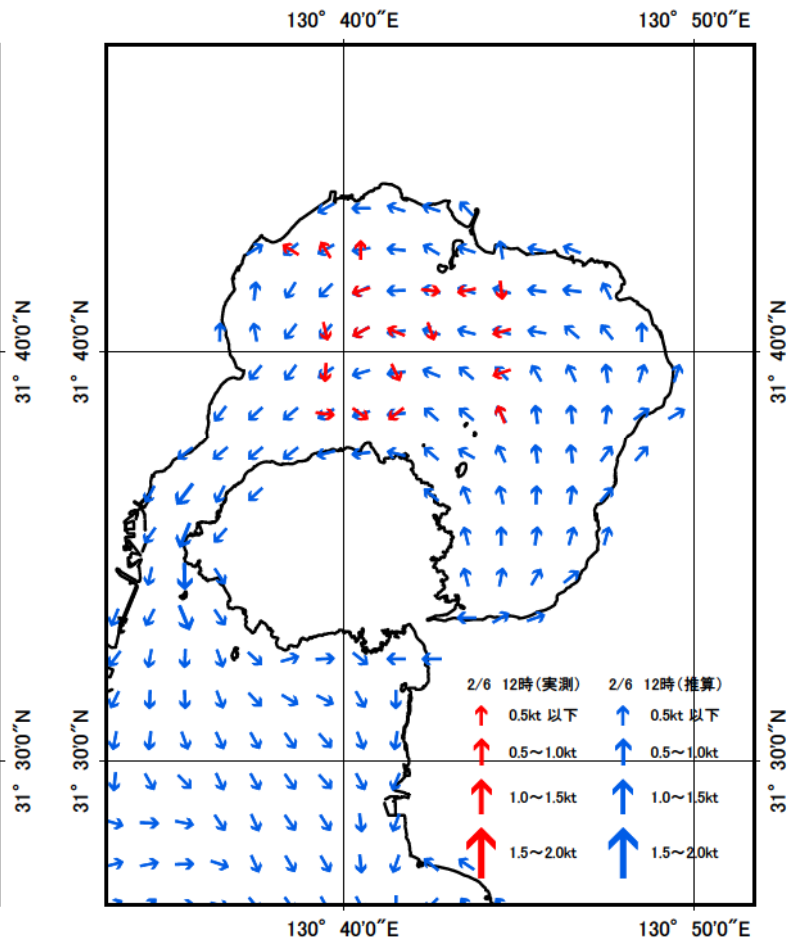
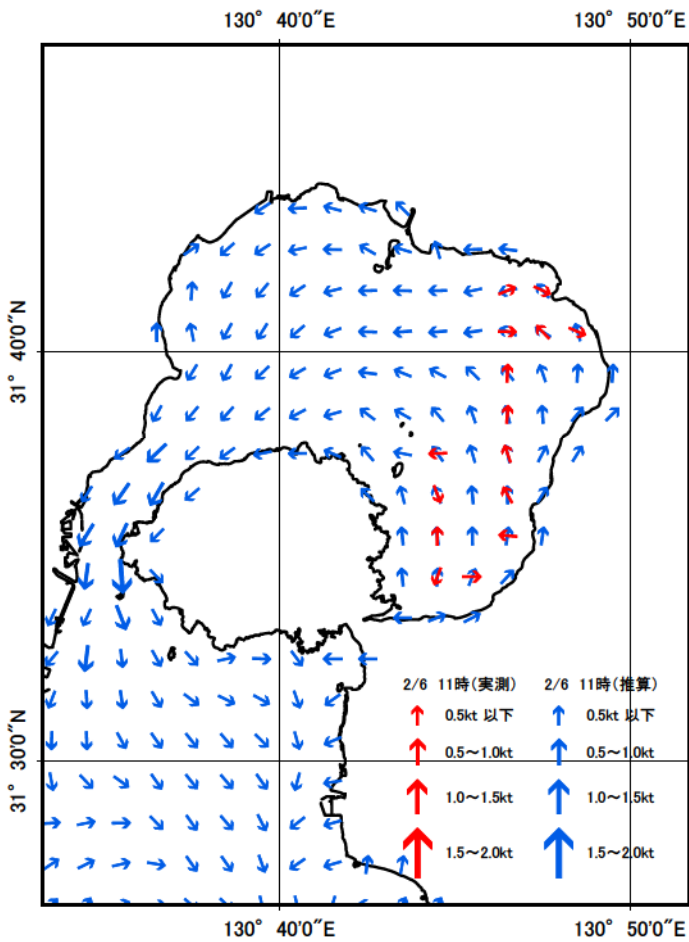
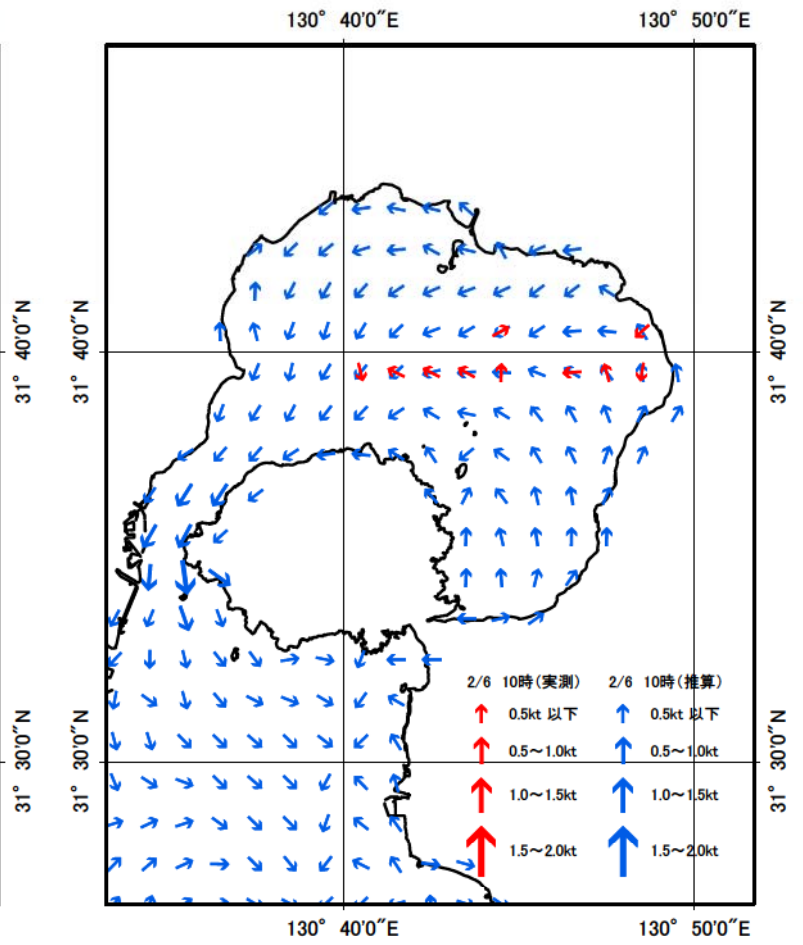
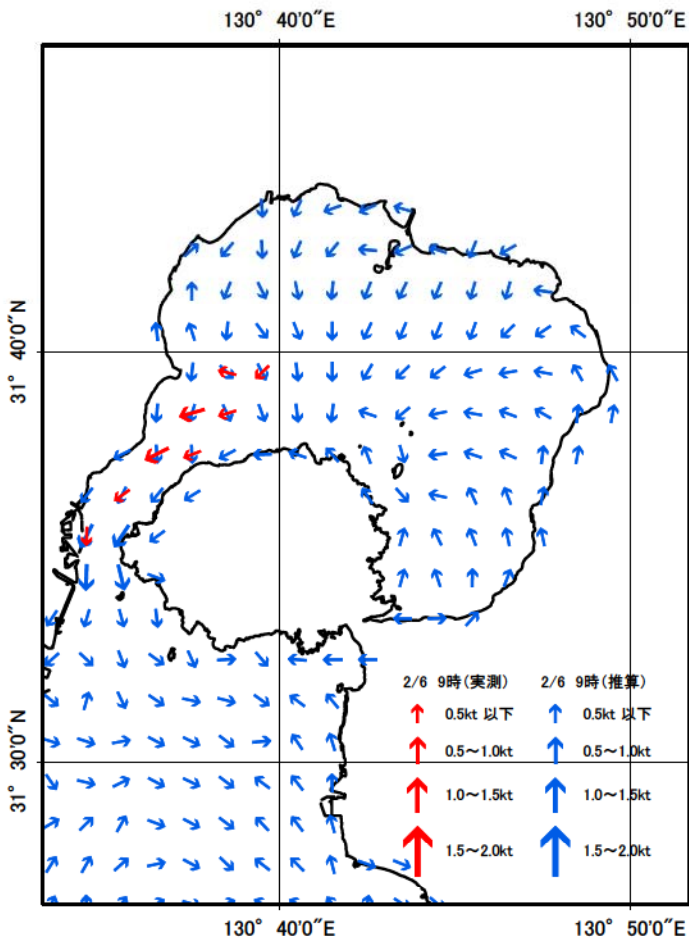


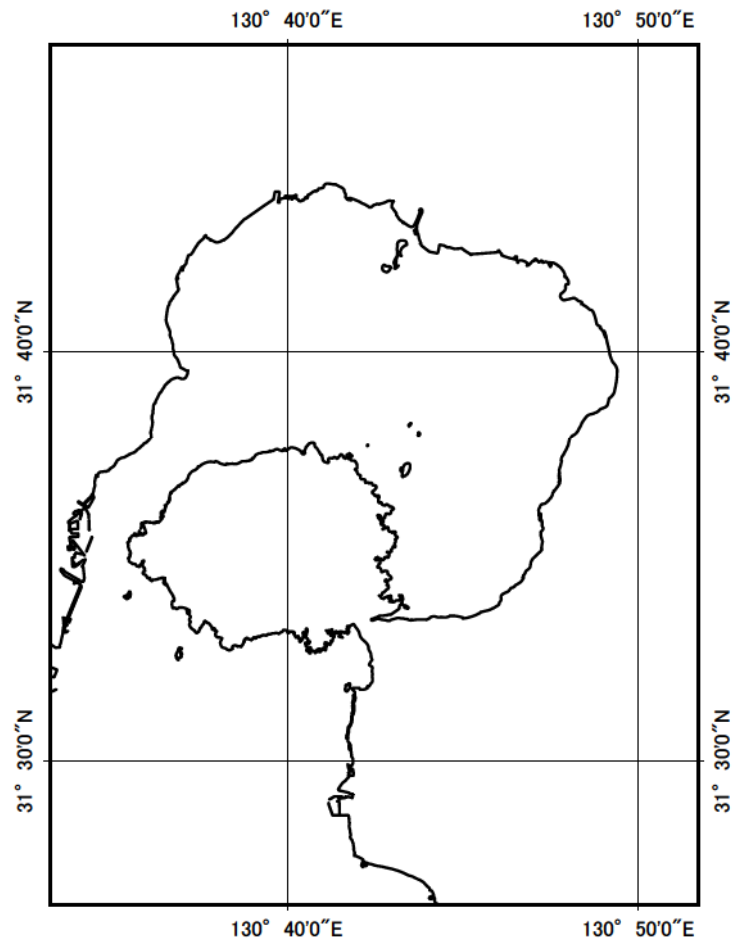
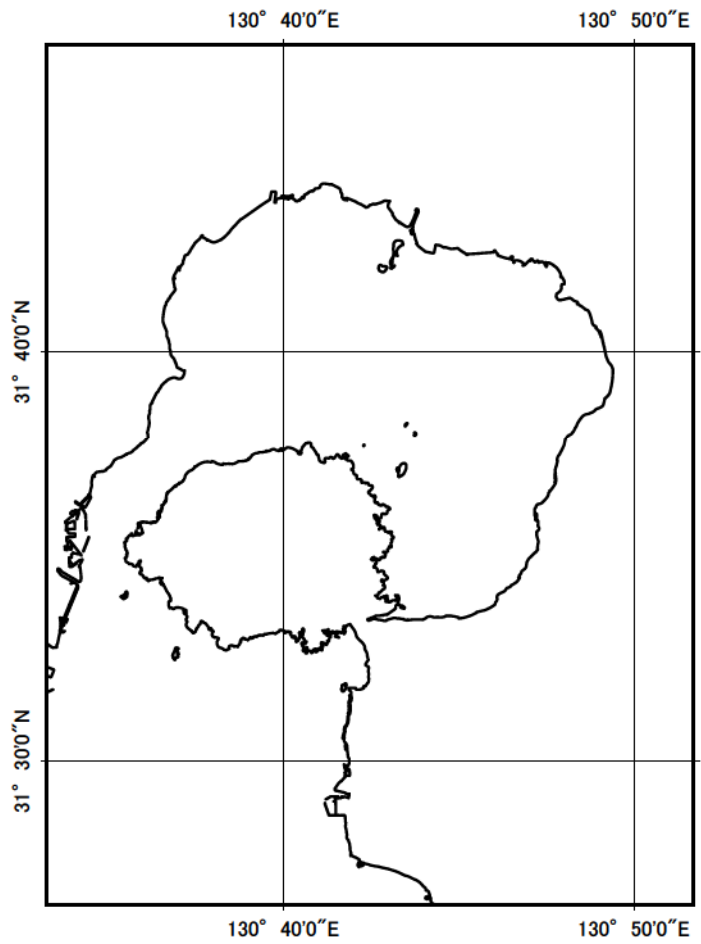
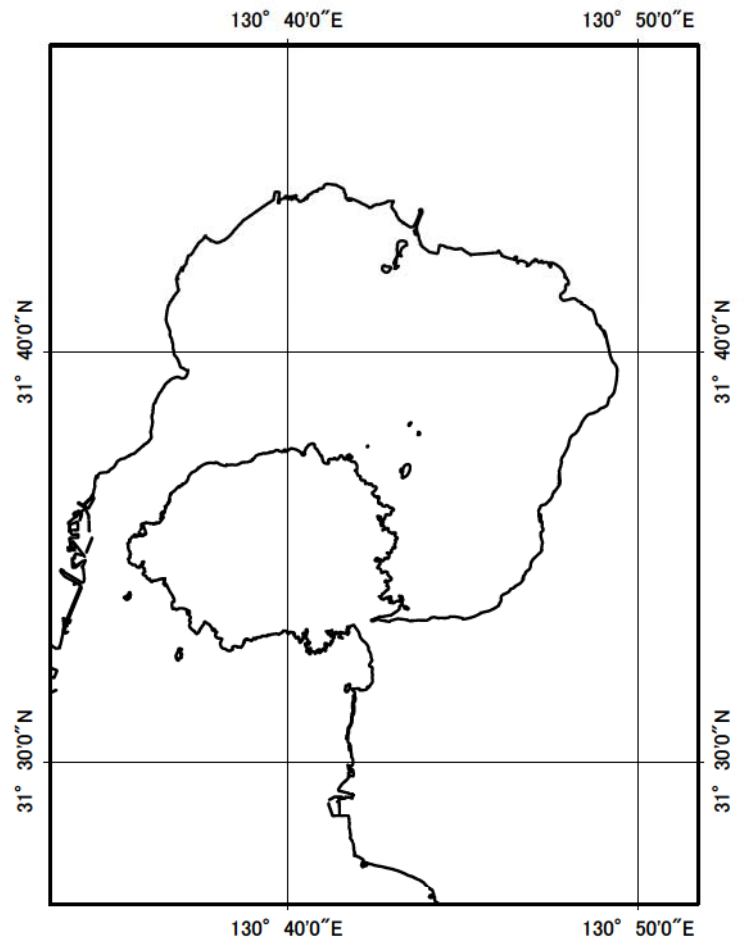
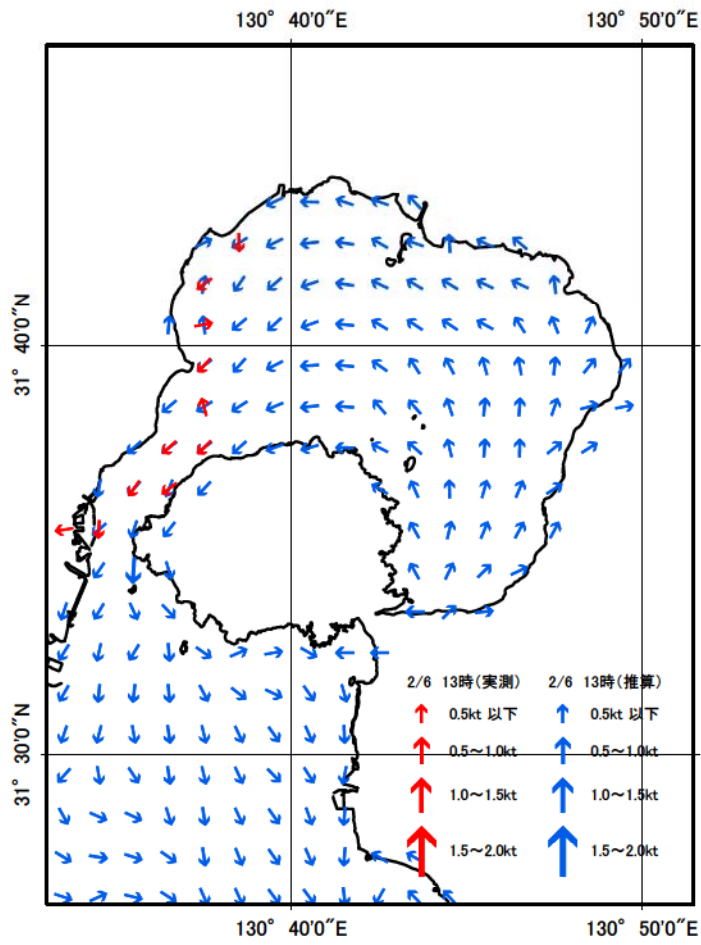












別表1 水温塩分観測成果表

| 測点 | K-16 | K-15 | K-00 | K-02 | K-04 | K-06 | K-08 | K-10 | K-12 | K-14 | |
|-----------|--------------|--------------|--------------|--------------|--------------|--------------|--------------|--------------|--------------|--------------|-------|
| 日付 | 2018/4/10 | 2018/4/10 | 2018/4/12 | 2018/4/12 | 2018/4/12 | 2018/4/12 | 2018/4/12 | 2018/4/12 | 2018/4/12 | 2018/4/12 | |
| 時刻 | 9:55 | 9:25 | 13:15 | 12:20 | 11:30 | 10:55 | 10:25 | 9:55 | 9:20 | 8:40 | |
| 北緯 | 31° 40' 00" | 31° 40' 00" | 31° 31' 15" | 31° 26' 45" | 31° 22' 15" | 31° 17' 30" | 31° 12' 30" | 31° 08' 30" | 31° 05' 30" | 31° 02' 30" | |
| 東経 | 130° 45' 45" | 130° 40' 00" | 130° 35' 45" | 130° 38' 27" | 130° 41' 09" | 130° 42' 30" | 130° 42' 30" | 130° 40' 11" | 130° 35' 32" | 130° 30' 53" | |
| 水深(m) | 200.0 | 150.0 | 150.0 | 228.0 | 204.0 | 118.0 | 109.0 | 103.0 | 123.0 | 250.0 | |
| 透明度(m) | 8.0 | 7.5 | 14.5 | 14.5 | 15.0 | 15.0 | 15.0 | 15.0 | 17.5 | 21.0 | |
| 気温(°C) | 15.0 | 15.0 | 24.0 | 23.0 | 22.0 | 22.0 | 21.0 | 21.0 | 20.5 | 20.0 | |
| 天気 | 晴 | 晴 | 晴 | 晴 | 晴 | 晴 | 晴 | 晴 | 晴 | 晴 | |
| 風向(deg) | 240.0 | 30.0 | 240.0 | 110.0 | 170.0 | 350.0 | 350.0 | 10.0 | 40.0 | 330.0 | |
| 風向 | WSW | NNE | WSW | ESE | S | N | N | N | NE | NNW | |
| 風速(m/s) | 0.2 | 0.3 | 2.5 | 2.0 | 1.0 | 0.5 | 1.7 | 2.9 | 2.9 | 2.5 | |
| 気圧(hPa) | 1022.5 | 1022.5 | 1016.0 | 1016.0 | 1016.5 | 1016.0 | 1016.5 | 1016.5 | 1016.5 | 1016.0 | |
| 水温(°C) | 0.0 | 18.41 | 18.10 | 20.06 | 22.26 | 20.17 | 19.83 | 20.75 | 20.28 | 20.27 | 21.47 |
| | 5.0 | 18.28 | 18.14 | 19.88 | 19.93 | 19.97 | 19.73 | 20.50 | 20.15 | 20.08 | 21.42 |
| | 10.0 | 18.25 | 17.95 | 19.78 | 19.83 | 19.96 | 19.69 | 19.99 | 20.08 | 20.06 | 21.36 |
| | 15.0 | 17.92 | 16.87 | 19.70 | 19.78 | 19.95 | 19.61 | 19.81 | 19.21 | 20.00 | 21.29 |
| | 20.0 | 17.69 | 16.97 | 19.42 | 19.74 | 19.86 | 19.35 | 19.78 | 19.01 | 19.74 | 21.00 |
| | 25.0 | 16.88 | 16.51 | 19.26 | 19.54 | 19.13 | 19.09 | 19.66 | 18.80 | 19.40 | 20.17 |
| | 30.0 | 16.14 | 16.32 | 19.09 | 19.18 | 18.78 | 18.42 | 19.43 | 18.59 | 19.15 | 19.88 |
| | 35.0 | 15.95 | 16.06 | 18.56 | 18.97 | 18.78 | 18.14 | 18.96 | 18.18 | 19.17 | 19.80 |
| | 40.0 | 15.79 | 15.86 | 18.14 | 18.93 | 18.50 | 17.72 | 18.27 | 17.83 | 18.91 | 19.58 |
| | 45.0 | 15.66 | 15.75 | 17.91 | 18.46 | 17.79 | 17.59 | 17.66 | 17.79 | 18.30 | 19.52 |
| | 50.0 | 15.63 | 15.67 | 17.55 | 17.88 | 17.53 | 17.45 | 17.60 | 17.44 | 17.94 | 19.49 |
| | 55.0 | 15.54 | 15.60 | 17.00 | 17.43 | 17.29 | 17.32 | 17.25 | 17.35 | 17.67 | 19.40 |
| | 60.0 | 15.52 | 15.45 | 16.67 | 17.06 | 17.24 | 17.02 | 17.07 | 17.32 | 17.55 | 18.55 |
| | 65.0 | 15.49 | 15.38 | 16.29 | 16.89 | 17.05 | 16.75 | 16.87 | 17.18 | 17.51 | 17.89 |
| | 70.0 | 15.42 | 15.38 | 16.00 | 16.67 | 16.84 | 16.42 | 16.81 | 16.93 | 17.24 | 17.99 |
| | 75.0 | 15.42 | 15.37 | 15.80 | 16.41 | 16.54 | 15.86 | 16.27 | 16.57 | 16.80 | 18.00 |
| | 80.0 | 15.43 | 15.39 | 15.76 | 16.12 | 16.36 | 15.80 | 15.87 | 16.12 | 16.60 | 17.99 |
| | 85.0 | 15.45 | 15.43 | 15.71 | 15.82 | 16.12 | 15.67 | 15.86 | 15.96 | 16.38 | 17.89 |
| | 90.0 | 15.46 | 15.45 | 15.67 | 15.73 | 15.98 | 15.57 | 15.86 | 15.91 | 16.32 | 17.67 |
| | 95.0 | 15.46 | 15.47 | 15.60 | 15.69 | 15.78 | 15.57 | 15.73 | 15.79 | 16.23 | 17.02 |
| | 100.0 | 15.47 | 15.47 | 15.58 | 15.65 | 15.65 | 15.54 | 15.72 | 15.74 | 16.19 | 16.67 |
| 105.0 | 15.48 | 15.47 | 15.58 | 15.57 | 15.60 | 15.52 | 15.71 | 15.70 | 16.05 | 16.43 | |
| 110.0 | 15.49 | 15.48 | 15.54 | 15.56 | 15.58 | 15.50 | | | 15.81 | 16.03 | |
| 115.0 | 15.50 | 15.48 | 15.54 | 15.55 | 15.58 | | | | 15.40 | 15.50 | |
| 120.0 | 15.53 | 15.49 | 15.53 | 15.53 | 15.57 | | | | 15.03 | 15.24 | |
| 125.0 | 15.54 | 15.49 | 15.45 | 15.51 | 15.57 | | | | 14.92 | 15.07 | |
| 130.0 | 15.54 | 15.49 | 15.45 | 15.49 | 15.57 | | | | | 15.01 | |
| 135.0 | 15.55 | 15.50 | 15.40 | 15.49 | 15.56 | | | | | 14.91 | |
| 140.0 | 15.55 | 15.50 | 15.35 | 15.48 | 15.54 | | | | | 14.88 | |
| 145.0 | 15.55 | 15.52 | 15.34 | 15.47 | 15.50 | | | | | 14.80 | |
| 150.0 | 15.55 | | 15.28 | 15.44 | 15.48 | | | | | 14.80 | |
| 155.0 | 15.56 | | | 15.41 | 15.44 | | | | | 14.73 | |
| 160.0 | 15.56 | | | 15.38 | 15.39 | | | | | 14.70 | |
| 165.0 | 15.56 | | | 15.30 | 15.34 | | | | | 14.60 | |
| 170.0 | 15.56 | | | 15.27 | 15.32 | | | | | 14.50 | |
| 175.0 | 15.56 | | | 15.24 | 15.28 | | | | | 14.35 | |
| 180.0 | 15.55 | | | 15.20 | 15.26 | | | | | 14.27 | |
| 185.0 | 15.55 | | | 15.18 | 15.24 | | | | | 14.23 | |
| 190.0 | 15.55 | | | 15.17 | 15.17 | | | | | 14.21 | |
| 195.0 | 15.55 | | | 15.14 | 15.15 | | | | | 14.18 | |
| 200.0 | | | | 15.13 | 15.08 | | | | | 14.14 | |
| 205.0 | | | | 15.10 | 15.03 | | | | | 14.12 | |
| 210.0 | | | | 15.08 | | | | | | 14.02 | |
| 塩分(P.S.U) | 0.0 | 33.72 | 33.59 | 34.54 | | 34.55 | 34.57 | 34.58 | 34.59 | 34.62 | 34.59 |
| | 5.0 | 33.76 | 33.79 | 34.51 | 34.54 | 34.51 | 34.54 | 34.58 | 34.58 | 34.62 | 34.53 |
| | 10.0 | 33.77 | 33.86 | 34.54 | 34.55 | 34.54 | 34.55 | 34.59 | 34.58 | 34.62 | 34.53 |
| | 15.0 | 33.82 | 33.89 | 34.52 | 34.54 | 34.54 | 34.54 | 34.56 | 34.65 | 34.63 | 34.52 |
| | 20.0 | 33.98 | 34.03 | 34.51 | 34.53 | 34.55 | 34.49 | 34.56 | 34.63 | 34.56 | 34.49 |
| | 25.0 | 34.09 | 33.91 | 34.50 | 34.49 | 34.47 | 34.50 | 34.56 | 34.64 | 34.54 | 34.45 |
| | 30.0 | 34.12 | 33.89 | 34.49 | 34.50 | 34.48 | 34.48 | 34.55 | 34.64 | 34.54 | 34.60 |
| | 35.0 | 34.14 | 33.89 | 34.41 | 34.49 | 34.48 | 34.45 | 34.53 | 34.63 | 34.58 | 34.61 |
| | 40.0 | 34.11 | 34.01 | 34.41 | 34.48 | 34.48 | 34.45 | 34.49 | 34.62 | 34.58 | 34.64 |
| | 45.0 | 34.11 | 34.04 | 34.44 | 34.47 | 34.44 | 34.47 | 34.45 | 34.63 | 34.62 | 34.63 |
| | 50.0 | 34.12 | 34.05 | 34.44 | 34.43 | 34.44 | 34.45 | 34.48 | 34.61 | 34.56 | 34.63 |
| | 55.0 | 34.12 | 34.09 | 34.45 | 34.41 | 34.45 | 34.48 | 34.46 | 34.61 | 34.57 | 34.63 |
| | 60.0 | 34.12 | 34.09 | 34.46 | 34.43 | 34.51 | 34.44 | 34.45 | 34.61 | 34.58 | 34.46 |
| | 65.0 | 34.11 | 34.10 | 34.46 | 34.43 | 34.53 | 34.47 | 34.47 | 34.59 | 34.57 | 34.31 |
| | 70.0 | 34.12 | 34.11 | 34.48 | 34.45 | 34.55 | 34.52 | 34.51 | 34.60 | 34.60 | 34.39 |
| | 75.0 | 34.13 | 34.13 | 34.51 | 34.47 | 34.53 | 34.53 | 34.45 | 34.58 | 34.60 | 34.43 |
| | 80.0 | 34.15 | 34.13 | 34.51 | 34.50 | 34.54 | 34.52 | 34.51 | 34.58 | 34.59 | 34.47 |
| | 85.0 | 34.17 | 34.15 | 34.52 | 34.50 | 34.54 | 34.52 | 34.51 | 34.57 | 34.59 | 34.55 |
| | 90.0 | 34.19 | 34.17 | 34.52 | 34.51 | 34.54 | 34.54 | 34.51 | 34.57 | 34.59 | 34.57 |
| | 95.0 | 34.19 | 34.19 | 34.53 | 34.52 | 34.54 | 34.54 | 34.52 | 34.56 | 34.59 | 34.59 |
| | 100.0 | 34.21 | 34.19 | 34.54 | 34.52 | 34.53 | 34.54 | 34.52 | 34.57 | 34.59 | 34.58 |
| 105.0 | 34.22 | 34.20 | 34.54 | 34.53 | 34.53 | 34.54 | 34.52 | 34.58 | 34.58 | 34.62 | |
| 110.0 | 34.23 | 34.20 | 34.55 | 34.53 | 34.54 | 34.54 | | | 34.57 | 34.61 | |
| 115.0 | 34.24 | 34.21 | 34.54 | 34.54 | 34.53 | | | | 34.55 | 34.59 | |
| 120.0 | 34.26 | 34.22 | 34.54 | 34.53 | 34.53 | | | | 34.57 | 34.58 | |
| 125.0 | 34.26 | 34.22 | 34.55 | 34.54 | 34.54 | | | | 34.56 | 34.58 | |
| 130.0 | 34.26 | 34.22 | 34.55 | 34.54 | 34.54 | | | | | 34.56 | |
| 135.0 | 34.26 | 34.23 | 34.55 | 34.55 | 34.54 | | | | | 34.57 | |
| 140.0 | 34.27 | 34.25 | 34.55 | 34.55 | 34.55 | | | | | 34.57 | |
| 145.0 | 34.27 | 34.26 | 34.55 | 34.55 | 34.55 | | | | | 34.56 | |
| 150.0 | 34.27 | | 34.55 | 34.55 | 34.55 | | | | | 34.56 | |
| 155.0 | 34.27 | | | 34.55 | 34.55 | | | | | 34.56 | |
| 160.0 | 34.27 | | | 34.55 | 34.55 | | | | | 34.56 | |
| 165.0 | 34.27 | | | 34.55 | 34.55 | | | | | 34.55 | |
| 170.0 | 34.27 | | | 34.55 | 34.55 | | | | | 34.55 | |
| 175.0 | 34.27 | | | 34.55 | 34.55 | | | | | 34.54 | |
| 180.0 | 34.27 | | | 34.55 | 34.55 | | | | | 34.54 | |
| 185.0 | 34.27 | | | 34.55 | 34.55 | | | | | 34.53 | |
| 190.0 | 34.27 | | | 34.55 | 34.55 | | | | | 34.54 | |
| 195.0 | | | | 34.55 | 34.55 | | | | | 34.53 | |
| 200.0 | | | | 34.55 | 34.55 | | | | | 34.53 | |
| 205.0 | | | | 34.55 | | | | | | 34.53 | |
| 210.0 | | | | 34.55 | | | | | | 34.51 | |

別表2 水温塩分観測成果表

| 測点 | K-16 | K-15 | K-00 | K-02 | K-04 | K-06 | K-08 | K-10 | K-12 | K-14 | |
|-----------|------------|------------|------------|------------|------------|------------|------------|------------|------------|------------|-------|
| 日付 | 2018/5/17 | 2018/5/17 | 2018/5/16 | 2018/5/16 | 2018/5/16 | 2018/5/16 | 2018/5/16 | 2018/5/16 | 2018/5/16 | 2018/5/16 | |
| 時刻 | 9:50 | 9:20 | 14:35 | 14:00 | 13:25 | 12:55 | 12:10 | 11:25 | 10:50 | 10:10 | |
| 北緯 | 31°40'00" | 31°40'00" | 31°31'15" | 31°26'45" | 31°22'15" | 31°17'30" | 31°12'30" | 31°08'30" | 31°05'30" | 31°02'30" | |
| 東経 | 130°45'45" | 130°40'00" | 130°35'45" | 130°38'27" | 130°41'09" | 130°42'30" | 130°42'30" | 130°40'11" | 130°35'32" | 130°30'53" | |
| 水深(m) | 200.0 | 150.0 | 150.0 | 228.0 | 204.0 | 118.0 | 109.0 | 103.0 | 123.0 | 250.0 | |
| 透明度(m) | 4.5 | 4.0 | 13.0 | 7.5 | 9.0 | 6.5 | 20.0 | 22.5 | 20.5 | 21.0 | |
| 気温(°C) | 24.5 | 24.0 | 27.5 | 27.0 | 26.0 | 26.0 | 26.0 | 25.0 | 25.0 | 25.0 | |
| 天気 | 晴 | 晴 | 晴 | 晴 | 晴 | 晴 | 晴 | 晴 | 晴 | 晴 | |
| 風向(deg) | - | 90.0 | 140.0 | 180.0 | 180.0 | 210.0 | 287.0 | 290.0 | 150.0 | 130.0 | |
| 風向 | - | E | SE | S | S | SSW | WNW | WNW | SSE | SE | |
| 風速(m/s) | | 0.1 | 5.6 | 5.4 | 4.8 | 5.6 | 3.3 | 1.8 | 5.5 | 5.5 | |
| 気圧(hPa) | 1013.0 | 1013.0 | 1013.0 | 1013.5 | 1014.0 | 1014.0 | 1014.5 | 1015.0 | 1014.0 | 1014.5 | |
| 水温(°C) | 0.0 | 22.74 | 22.38 | 23.68 | 22.82 | 23.52 | 22.97 | 23.37 | 23.94 | 23.80 | 25.07 |
| | 5.0 | 21.17 | 21.60 | 23.16 | 23.73 | 22.01 | 22.26 | 22.94 | 23.27 | 23.05 | 24.95 |
| | 10.0 | 19.57 | 20.26 | 22.72 | 23.48 | 21.14 | 22.04 | 22.70 | 22.92 | 22.91 | 24.70 |
| | 15.0 | 19.65 | 19.81 | 21.24 | 22.73 | 20.93 | 21.72 | 22.63 | 22.87 | 22.77 | 24.53 |
| | 20.0 | 18.57 | 19.48 | 20.83 | 21.97 | 20.23 | 21.87 | 22.61 | 22.68 | 22.68 | 24.23 |
| | 25.0 | 18.11 | 19.03 | 20.40 | 21.44 | 19.62 | 21.27 | 22.15 | 22.61 | 22.46 | 22.37 |
| | 30.0 | 17.75 | 18.47 | 20.14 | 21.05 | 19.38 | 20.75 | 21.91 | 21.97 | 22.44 | 21.93 |
| | 35.0 | 17.65 | 18.32 | 19.62 | 20.51 | 19.30 | 20.80 | 21.78 | 21.32 | 22.28 | 21.25 |
| | 40.0 | 17.25 | 17.68 | 19.38 | 20.07 | 19.17 | 20.46 | 21.46 | 20.52 | 21.47 | 20.38 |
| | 45.0 | 17.05 | 17.25 | 19.33 | 19.75 | 18.72 | 20.10 | 20.72 | 19.69 | 20.45 | 20.19 |
| | 50.0 | 16.88 | 17.08 | 19.06 | 19.14 | 18.65 | 19.36 | 20.58 | 19.38 | 20.19 | 20.17 |
| | 55.0 | 16.70 | 16.90 | 18.36 | 18.68 | 18.31 | 18.78 | 19.24 | 19.30 | 19.39 | 20.16 |
| | 60.0 | 16.43 | 16.53 | 17.72 | 17.98 | 18.10 | 17.71 | 18.84 | 19.15 | 19.14 | 20.13 |
| | 65.0 | 16.20 | 16.15 | 17.53 | 17.73 | 17.30 | 17.05 | 18.34 | 18.66 | 18.76 | 20.10 |
| | 70.0 | 15.96 | 16.05 | 17.08 | 17.58 | 16.71 | 16.81 | 18.18 | 18.23 | 18.46 | 20.06 |
| | 75.0 | 15.73 | 15.85 | 16.64 | 17.39 | 16.50 | 16.15 | 17.87 | 16.74 | 18.24 | 20.07 |
| | 80.0 | 15.62 | 15.72 | 16.32 | 17.14 | 16.25 | 15.73 | 17.06 | 16.26 | 18.20 | 19.98 |
| | 85.0 | 15.56 | 15.62 | 16.19 | 17.05 | 16.10 | 15.69 | 16.31 | 16.16 | 18.14 | 19.73 |
| | 90.0 | 15.54 | 15.58 | 16.02 | 16.63 | 16.03 | 15.55 | 16.00 | 16.15 | 17.79 | 19.61 |
| | 95.0 | 15.53 | 15.53 | 15.85 | 16.33 | 15.94 | 15.51 | 15.83 | 16.16 | 17.31 | 19.40 |
| | 100.0 | 15.51 | 15.55 | 15.82 | 16.17 | 15.85 | 15.48 | 15.84 | 16.13 | 16.65 | 19.00 |
| 105.0 | 15.52 | 15.49 | 15.82 | 15.97 | 15.84 | 15.43 | 15.84 | 16.12 | 16.50 | 18.94 | |
| 110.0 | 15.52 | 15.49 | 15.69 | 15.87 | 15.73 | 15.39 | | | 16.45 | 18.91 | |
| 115.0 | 15.55 | 15.49 | 15.57 | 15.78 | 15.61 | | | | 16.40 | 18.76 | |
| 120.0 | 15.58 | 15.49 | 15.52 | 15.76 | 15.56 | | | | 15.61 | 18.68 | |
| 125.0 | 15.59 | 15.50 | 15.46 | 15.72 | 15.45 | | | | 15.07 | 18.66 | |
| 130.0 | 15.59 | 15.51 | 15.43 | 15.60 | 15.43 | | | | | 18.44 | |
| 135.0 | 15.59 | 15.53 | 15.41 | 15.56 | 15.42 | | | | | 18.32 | |
| 140.0 | 15.59 | 15.53 | 15.38 | 15.50 | 15.41 | | | | | 17.95 | |
| 145.0 | 15.58 | 15.54 | 15.35 | 15.48 | 15.39 | | | | | 17.61 | |
| 150.0 | 15.59 | | | 15.46 | 15.37 | | | | | 17.27 | |
| 155.0 | 15.58 | | | 15.41 | 15.36 | | | | | 17.14 | |
| 160.0 | 15.58 | | | 15.39 | 15.35 | | | | | 17.02 | |
| 165.0 | 15.58 | | | 15.37 | 15.32 | | | | | 16.81 | |
| 170.0 | 15.58 | | | 15.35 | 15.32 | | | | | 16.62 | |
| 175.0 | 15.58 | | | 15.33 | 15.30 | | | | | 16.23 | |
| 180.0 | 15.58 | | | 15.33 | 15.28 | | | | | 16.00 | |
| 185.0 | 15.58 | | | 15.33 | 15.25 | | | | | 15.83 | |
| 190.0 | 15.58 | | | 15.28 | 15.23 | | | | | 15.57 | |
| 195.0 | 15.57 | | | 15.26 | 15.16 | | | | | 15.51 | |
| 200.0 | 15.57 | | | 15.25 | 15.11 | | | | | 15.15 | |
| 205.0 | | | | 15.24 | | | | | | 15.06 | |
| 210.0 | | | | 15.22 | | | | | | 14.90 | |
| 塩分(P S U) | 0.0 | 31.89 | 31.61 | 33.65 | 33.23 | 33.33 | 33.33 | 34.28 | 34.39 | 34.42 | 34.37 |
| | 5.0 | 33.03 | 32.23 | 34.38 | 34.05 | 33.97 | 33.30 | 34.32 | 34.39 | 34.42 | 34.39 |
| | 10.0 | 33.36 | 32.96 | 34.41 | 34.33 | 33.96 | 33.45 | 34.32 | 34.39 | 34.42 | 34.41 |
| | 15.0 | 33.92 | 33.32 | 34.13 | 34.36 | 34.14 | 33.97 | 34.32 | 34.39 | 34.42 | 34.41 |
| | 20.0 | 33.86 | 33.44 | 34.22 | 34.26 | 34.28 | 34.26 | 34.33 | 34.37 | 34.42 | 34.37 |
| | 25.0 | 33.97 | 33.67 | 34.23 | 34.22 | 34.07 | 34.22 | 34.36 | 34.36 | 34.44 | 34.26 |
| | 30.0 | 34.05 | 33.88 | 34.18 | 34.25 | 34.02 | 34.14 | 34.34 | 34.34 | 34.45 | 34.49 |
| | 35.0 | 34.08 | 33.96 | 34.17 | 34.19 | 34.02 | 34.18 | 34.36 | 34.33 | 34.43 | 34.55 |
| | 40.0 | 34.08 | 34.04 | 34.18 | 34.11 | 34.03 | 34.16 | 34.33 | 34.34 | 34.40 | 34.54 |
| | 45.0 | 34.10 | 34.10 | 34.19 | 34.23 | 34.16 | 34.13 | 34.36 | 34.39 | 34.39 | 34.52 |
| | 50.0 | 34.10 | 34.13 | 34.27 | 34.19 | 34.17 | 34.07 | 34.37 | 34.41 | 34.37 | 34.51 |
| | 55.0 | 34.12 | 34.10 | 34.25 | 34.34 | 34.21 | 34.12 | 34.30 | 34.41 | 34.47 | 34.51 |
| | 60.0 | 34.10 | 34.10 | 34.38 | 34.40 | 34.41 | 34.46 | 34.29 | 34.42 | 34.49 | 34.50 |
| | 65.0 | 34.12 | 34.11 | 34.45 | 34.44 | 34.42 | 34.50 | 34.30 | 34.44 | 34.49 | 34.50 |
| | 70.0 | 34.11 | 34.11 | 34.49 | 34.47 | 34.50 | 34.51 | 34.37 | 34.45 | 34.46 | 34.55 |
| | 75.0 | 34.12 | 34.11 | 34.50 | 34.48 | 34.52 | 34.53 | 34.43 | 34.50 | 34.46 | 34.56 |
| | 80.0 | 34.13 | 34.13 | 34.52 | 34.50 | 34.53 | 34.54 | 34.51 | 34.51 | 34.45 | 34.63 |
| | 85.0 | 34.15 | 34.13 | 34.53 | 34.50 | 34.54 | 34.54 | 34.51 | 34.53 | 34.44 | 34.61 |
| | 90.0 | 34.16 | 34.13 | 34.52 | 34.52 | 34.54 | 34.54 | 34.52 | 34.54 | 34.45 | 34.67 |
| | 95.0 | 34.18 | 34.14 | 34.53 | 34.52 | 34.53 | 34.54 | 34.54 | 34.53 | 34.35 | 34.72 |
| | 100.0 | 34.19 | 34.16 | 34.53 | 34.52 | 34.54 | 34.54 | 34.53 | 34.53 | 34.52 | 34.74 |
| 105.0 | 34.20 | 34.17 | 34.53 | 34.54 | 34.54 | 34.54 | 34.54 | 34.53 | 34.53 | 34.75 | |
| 110.0 | 34.22 | 34.18 | 34.53 | 34.52 | 34.54 | 34.55 | | | 34.53 | 34.74 | |
| 115.0 | 34.24 | 34.19 | 34.54 | 34.53 | 34.54 | | | | 34.52 | 34.72 | |
| 120.0 | 34.25 | 34.20 | 34.54 | 34.53 | 34.54 | | | | 34.54 | 34.74 | |
| 125.0 | 34.26 | 34.21 | 34.54 | 34.52 | 34.54 | | | | 34.58 | 34.74 | |
| 130.0 | 34.26 | 34.23 | 34.54 | 34.54 | 34.55 | | | | | 34.73 | |
| 135.0 | 34.26 | 34.24 | 34.55 | 34.54 | 34.55 | | | | | 34.73 | |
| 140.0 | 34.26 | 34.24 | 34.55 | 34.54 | 34.55 | | | | | 34.72 | |
| 145.0 | 34.26 | 34.24 | 34.55 | 34.54 | 34.54 | | | | | 34.69 | |
| 150.0 | 34.26 | | | 34.54 | 34.54 | | | | | 34.69 | |
| 155.0 | 34.26 | | | 34.55 | 34.55 | | | | | 34.68 | |
| 160.0 | 34.25 | | | 34.54 | 34.54 | | | | | 34.68 | |
| 165.0 | 34.26 | | | 34.54 | 34.54 | | | | | 34.66 | |
| 170.0 | 34.26 | | | 34.55 | 34.55 | | | | | 34.66 | |
| 175.0 | 34.26 | | | 34.55 | 34.54 | | | | | 34.65 | |
| 180.0 | 34.25 | | | 34.55 | 34.55 | | | | | 34.63 | |
| 185.0 | 34.25 | | | 34.54 | 34.54 | | | | | 34.61 | |
| 190.0 | 34.26 | | | 34.54 | 34.54 | | | | | 34.60 | |
| 195.0 | 34.26 | | | 34.55 | 34.54 | | | | | 34.59 | |
| 200.0 | | | | 34.55 | | | | | | 34.58 | |
| 205.0 | | | | 34.55 | | | | | | 34.57 | |
| 210.0 | | | | 34.55 | | | | | | 34.58 | |

別表3 水温塩分観測成果表

| 測点 | K-16 | K-15 | K-00 | K-02 | K-04 | K-06 | K-08 | K-10 | K-12 | K-14 | |
|-----------|------------|------------|------------|------------|------------|------------|------------|------------|------------|------------|-------|
| 日付 | 2018/6/8 | 2018/6/8 | 2018/6/7 | 2018/6/7 | 2018/6/7 | 2018/6/7 | 2018/6/7 | 2018/6/7 | 2018/6/7 | 2018/6/7 | |
| 時刻 | 10:18 | 13:32 | 14:55 | 14:20 | 13:45 | 13:00 | 12:00 | 11:30 | 10:52 | 10:20 | |
| 北緯 | 31°40'00" | 31°40'00" | 31°31'15" | 31°26'45" | 31°22'15" | 31°17'30" | 31°12'30" | 31°08'30" | 31°05'30" | 31°02'30" | |
| 東経 | 130°45'45" | 130°40'00" | 130°35'45" | 130°38'27" | 130°41'09" | 130°42'30" | 130°42'30" | 130°40'11" | 130°35'32" | 130°30'53" | |
| 水深(m) | 200.0 | 150.0 | 150.0 | 228.0 | 204.0 | 118.0 | 109.0 | 103.0 | 123.0 | 250.0 | |
| 透明度(m) | 5.5 | 5.0 | 7.5 | 9.0 | 10.0 | 10.0 | 16.0 | 18.5 | 15.0 | 23.0 | |
| 気温(°C) | 24.5 | 26.0 | 24.0 | 24.5 | 24.5 | 25.0 | 24.5 | 24.5 | 23.0 | 22.5 | |
| 天気 | 曇 | 曇 | 曇 | 曇 | 曇 | 曇 | 曇 | 曇 | 曇 | 曇 | |
| 風向(deg) | 110.0 | 190.0 | 330.0 | 330.0 | 90.0 | 40.0 | 40.0 | 320.0 | 150.0 | 90.0 | |
| 風向 | ESE | S | NNW | NNW | E | NE | NE | NW | SSE | E | |
| 風速(m/s) | 1.5 | 1.2 | 0.2 | 1.5 | 2.2 | 5.7 | 2.1 | 2.3 | 1.2 | 3.8 | |
| 気圧(hPa) | 1010.0 | 1008.0 | 1012.0 | 1012.0 | 1012.0 | 1012.0 | 1013.0 | 1013.0 | 1013.0 | 1013.0 | |
| 水温(°C) | 0.0 | 22.76 | 23.70 | 23.76 | 23.73 | 23.80 | 23.81 | 24.20 | 23.97 | 23.64 | 23.49 |
| | 5.0 | 22.47 | 22.81 | 23.75 | 23.59 | 23.69 | 23.71 | 24.05 | 24.03 | 23.67 | 23.49 |
| | 10.0 | 21.70 | 22.39 | 23.76 | 23.68 | 23.52 | 23.59 | 24.01 | 23.97 | 23.46 | 23.50 |
| | 15.0 | 21.12 | 21.85 | 23.26 | 23.51 | 23.44 | 23.15 | 23.89 | 23.85 | 23.37 | 23.50 |
| | 20.0 | 20.80 | 21.17 | 22.52 | 22.85 | 22.65 | 22.83 | 23.38 | 23.25 | 23.34 | 23.47 |
| | 25.0 | 20.28 | 20.84 | 21.99 | 22.29 | 22.46 | 22.24 | 22.93 | 22.36 | 23.23 | 23.42 |
| | 30.0 | 19.39 | 20.52 | 21.70 | 21.83 | 21.73 | 21.72 | 22.18 | 21.84 | 23.05 | 23.29 |
| | 35.0 | 19.16 | 20.00 | 20.97 | 21.22 | 20.80 | 21.49 | 22.04 | 21.68 | 22.72 | 23.20 |
| | 40.0 | 18.51 | 18.61 | 20.47 | 20.85 | 20.70 | 21.13 | 21.61 | 20.84 | 22.05 | 21.64 |
| | 45.0 | 18.27 | 18.18 | 19.74 | 19.96 | 20.20 | 20.70 | 21.10 | 20.22 | 21.07 | 21.02 |
| | 50.0 | 18.03 | 17.76 | 19.45 | 19.39 | 19.80 | 20.08 | 19.81 | 19.82 | 19.93 | 20.75 |
| | 55.0 | 17.58 | 17.56 | 19.23 | 19.06 | 19.14 | 19.27 | 19.88 | 19.52 | 19.48 | 20.60 |
| | 60.0 | 16.97 | 17.15 | 18.77 | 18.96 | 18.83 | 18.78 | 18.87 | 19.29 | 19.12 | 19.94 |
| | 65.0 | 16.56 | 16.97 | 18.43 | 18.56 | 18.62 | 18.58 | 18.26 | 19.07 | 19.12 | 19.51 |
| | 70.0 | 16.38 | 16.71 | 18.00 | 18.20 | 18.42 | 18.25 | 18.12 | 18.28 | 19.09 | 19.21 |
| | 75.0 | 16.19 | 16.54 | 17.54 | 17.47 | 18.20 | 17.70 | 17.82 | 18.32 | 18.48 | 18.98 |
| | 80.0 | 16.10 | 16.25 | 17.17 | 16.87 | 17.91 | 17.22 | 17.25 | 18.10 | 18.28 | 18.68 |
| | 85.0 | 16.03 | 16.14 | 16.74 | 16.76 | 16.96 | 16.88 | 17.02 | 18.07 | 17.91 | 18.52 |
| | 90.0 | 15.95 | 16.02 | 16.52 | 16.54 | 16.37 | 16.53 | 16.38 | 17.16 | 17.50 | 18.46 |
| | 95.0 | 15.87 | 15.88 | 16.32 | 16.30 | 16.17 | 16.15 | 16.18 | 16.44 | 17.17 | 18.38 |
| | 100.0 | 15.81 | 15.83 | 16.04 | 16.21 | 16.11 | 16.04 | 15.96 | 16.26 | 16.85 | 17.74 |
| 105.0 | 15.76 | 15.76 | 15.88 | 16.06 | 15.94 | 15.98 | 15.93 | 16.26 | 16.53 | 17.63 | |
| 110.0 | 15.72 | 15.66 | 15.78 | 15.85 | 15.90 | 15.95 | 15.91 | | 16.30 | 17.39 | |
| 115.0 | 15.67 | 15.60 | 15.69 | 15.71 | 15.84 | 15.77 | | | 16.28 | 17.29 | |
| 120.0 | 15.64 | 15.58 | 15.64 | 15.61 | 15.74 | | | | 16.23 | 16.95 | |
| 125.0 | 15.60 | 15.58 | 15.58 | 15.56 | 15.69 | | | | | 16.74 | |
| 130.0 | 15.58 | 15.57 | 15.54 | 15.49 | 15.63 | | | | | 16.38 | |
| 135.0 | 15.57 | 15.56 | 15.51 | 15.47 | 15.55 | | | | | 16.13 | |
| 140.0 | 15.57 | 15.54 | 15.47 | 15.45 | 15.51 | | | | | 16.02 | |
| 145.0 | 15.59 | 15.54 | 15.46 | 15.42 | 15.46 | | | | | 15.89 | |
| 150.0 | 15.59 | | 15.44 | 15.42 | 15.45 | | | | | 15.77 | |
| 155.0 | 15.61 | | | 15.41 | 15.43 | | | | | 15.61 | |
| 160.0 | 15.61 | | | 15.39 | 15.42 | | | | | 15.15 | |
| 165.0 | 15.61 | | | 15.38 | 15.40 | | | | | 14.95 | |
| 170.0 | 15.61 | | | 15.37 | 15.38 | | | | | 14.93 | |
| 175.0 | 15.59 | | | 15.34 | 15.36 | | | | | 14.91 | |
| 180.0 | 15.60 | | | 15.33 | 15.34 | | | | | 14.79 | |
| 185.0 | 15.59 | | | 15.33 | 15.33 | | | | | 14.76 | |
| 190.0 | 15.60 | | | 15.32 | 15.32 | | | | | 14.47 | |
| 195.0 | 15.60 | | | 15.31 | 15.29 | | | | | 14.19 | |
| 200.0 | | | | 15.30 | 15.27 | | | | | 13.94 | |
| 205.0 | | | | 15.29 | 15.26 | | | | | 13.90 | |
| 210.0 | | | | 15.28 | | | | | | 13.48 | |
| 塩分(P.S.U) | 0.0 | 32.97 | 32.43 | 33.34 | 33.74 | 33.89 | 33.54 | 34.09 | 33.89 | 34.10 | 34.09 |
| | 5.0 | 33.15 | 32.95 | 33.59 | 33.79 | 33.92 | 33.90 | 34.27 | 34.17 | 34.28 | 34.14 |
| | 10.0 | 33.31 | 33.18 | 33.81 | 33.95 | 33.90 | 34.02 | 34.28 | 34.27 | 34.30 | 34.18 |
| | 15.0 | 33.46 | 33.31 | 33.84 | 33.93 | 33.98 | 34.00 | 34.30 | 34.28 | 34.30 | 34.19 |
| | 20.0 | 33.58 | 33.42 | 33.86 | 34.09 | 34.14 | 34.05 | 34.33 | 34.36 | 34.30 | 34.21 |
| | 25.0 | 33.67 | 33.52 | 33.82 | 34.14 | 34.21 | 34.19 | 34.31 | 34.35 | 34.31 | 34.20 |
| | 30.0 | 33.81 | 33.60 | 33.92 | 34.16 | 34.20 | 34.19 | 34.30 | 34.26 | 34.32 | 34.21 |
| | 35.0 | 33.83 | 33.69 | 33.96 | 34.04 | 34.15 | 34.18 | 34.31 | 34.26 | 34.36 | 34.21 |
| | 40.0 | 33.92 | 33.90 | 33.91 | 34.19 | 34.14 | 34.17 | 34.29 | 34.32 | 34.43 | 34.22 |
| | 45.0 | 33.94 | 33.96 | 34.04 | 34.12 | 34.11 | 34.14 | 34.28 | 34.30 | 34.46 | 34.32 |
| | 50.0 | 33.98 | 34.01 | 34.03 | 34.18 | 34.12 | 34.12 | 34.19 | 34.39 | 34.52 | 34.35 |
| | 55.0 | 34.04 | 34.04 | 34.09 | 34.21 | 34.18 | 34.17 | 34.29 | 34.42 | 34.56 | 34.40 |
| | 60.0 | 34.07 | 34.10 | 34.09 | 34.28 | 34.24 | 34.22 | 34.29 | 34.43 | 34.56 | 34.45 |
| | 65.0 | 34.09 | 34.09 | 34.17 | 34.31 | 34.33 | 34.24 | 34.31 | 34.41 | 34.56 | 34.53 |
| | 70.0 | 34.12 | 34.08 | 34.33 | 34.39 | 34.36 | 34.30 | 34.34 | 34.36 | 34.56 | 34.55 |
| | 75.0 | 34.13 | 34.09 | 34.42 | 34.41 | 34.41 | 34.41 | 34.39 | 34.50 | 34.61 | 34.57 |
| | 80.0 | 34.14 | 34.12 | 34.45 | 34.48 | 34.43 | 34.45 | 34.45 | 34.50 | 34.62 | 34.59 |
| | 85.0 | 34.14 | 34.13 | 34.50 | 34.50 | 34.46 | 34.48 | 34.45 | 34.52 | 34.62 | 34.60 |
| | 90.0 | 34.14 | 34.12 | 34.51 | 34.51 | 34.51 | 34.51 | 34.50 | 34.51 | 34.64 | 34.60 |
| | 95.0 | 34.15 | 34.13 | 34.52 | 34.52 | 34.53 | 34.52 | 34.52 | 34.53 | 34.61 | 34.60 |
| | 100.0 | 34.16 | 34.14 | 34.52 | 34.52 | 34.52 | 34.52 | 34.53 | 34.53 | 34.62 | 34.64 |
| 105.0 | 34.16 | 34.14 | 34.53 | 34.52 | 34.53 | 34.53 | 34.53 | 34.53 | 34.63 | 34.63 | |
| 110.0 | 34.17 | 34.15 | 34.53 | 34.53 | 34.54 | 34.53 | 34.53 | | 34.63 | 34.62 | |
| 115.0 | 34.18 | 34.16 | 34.54 | 34.54 | 34.53 | 34.54 | | | 34.63 | 34.63 | |
| 120.0 | 34.18 | 34.18 | 34.54 | 34.54 | 34.53 | | | | 34.62 | 34.62 | |
| 125.0 | 34.18 | 34.19 | 34.54 | 34.54 | 34.54 | | | | | 34.62 | |
| 130.0 | 34.20 | 34.19 | 34.54 | 34.54 | 34.53 | | | | | 34.62 | |
| 135.0 | 34.21 | 34.20 | 34.54 | 34.54 | 34.54 | | | | | 34.61 | |
| 140.0 | 34.21 | 34.22 | 34.54 | 34.54 | 34.54 | | | | | 34.63 | |
| 145.0 | 34.23 | 34.21 | 34.54 | 34.54 | 34.54 | | | | | 34.63 | |
| 150.0 | 34.23 | | 34.54 | 34.54 | 34.54 | | | | | 34.62 | |
| 155.0 | 34.24 | | | 34.54 | 34.54 | | | | | 34.61 | |
| 160.0 | 34.24 | | | 34.54 | 34.54 | | | | | 34.57 | |
| 165.0 | 34.24 | | | 34.55 | 34.54 | | | | | 34.58 | |
| 170.0 | 34.24 | | | 34.55 | 34.55 | | | | | 34.58 | |
| 175.0 | 34.24 | | | 34.55 | 34.54 | | | | | 34.58 | |
| 180.0 | 34.24 | | | 34.55 | 34.55 | | | | | 34.57 | |
| 185.0 | 34.24 | | | 34.55 | 34.55 | | | | | 34.55 | |
| 190.0 | 34.25 | | | 34.55 | 34.55 | | | | | 34.54 | |
| 195.0 | | | | 34.55 | 34.55 | | | | | 34.53 | |
| 200.0 | | | | 34.55 | 34.55 | | | | | 34.52 | |
| 205.0 | | | | 34.55 | | | | | | 34.50 | |
| 210.0 | | | | 34.55 | | | | | | 34.48 | |

別表4 水温塩分観測成果表

| 測点 | K-16 | K-15 | K-00 | K-02 | K-04 | K-06 | K-08 | K-10 | K-12 | K-14 | |
|-----------|------------|------------|------------|------------|------------|------------|------------|------------|------------|------------|-------|
| 日付 | 2018/7/10 | 2018/7/10 | 2018/7/10 | 2018/7/10 | 2018/7/10 | 2018/7/11 | 2018/7/11 | 2018/7/11 | 2018/7/11 | 2018/7/11 | |
| 時刻 | 10:02 | 10:42 | 13:45 | 13:10 | 12:30 | 10:20 | 11:10 | 11:40 | 12:25 | 13:05 | |
| 北緯 | 31°40'00" | 31°40'00" | 31°31'15" | 31°26'45" | 31°22'15" | 31°17'30" | 31°12'30" | 31°08'30" | 31°05'30" | 31°02'30" | |
| 東経 | 130°45'45" | 130°40'00" | 130°35'45" | 130°38'27" | 130°41'09" | 130°42'30" | 130°42'30" | 130°40'11" | 130°35'32" | 130°30'53" | |
| 水深(m) | 200.0 | 150.0 | 150.0 | 228.0 | 204.0 | 118.0 | 109.0 | 103.0 | 123.0 | 250.0 | |
| 透明度(m) | 4.5 | 3.5 | 6.0 | 9.0 | 10.5 | 9.5 | 9.5 | 12.0 | 15.5 | 15.0 | |
| 気温(°C) | 29.5 | 30.0 | 28.6 | 27.5 | 27.0 | 28.0 | 29.5 | 30.5 | 29.5 | 29.8 | |
| 天気 | 曇 | 晴 | 晴 | 晴 | 晴 | 晴 | 晴 | 晴 | 晴 | 晴 | |
| 風向(deg) | 100.0 | 100.0 | 120.0 | 120.0 | 120.0 | 70.0 | 70.0 | 120.0 | 130.0 | 130.0 | |
| 風向 | E | E | ESE | ESE | ESE | ENE | ENE | ESE | SE | SE | |
| 風速(m/s) | 8.0 | 7.0 | 7.5 | 10.0 | 10.5 | 5.0 | 8.9 | 4.0 | 8.0 | 7.5 | |
| 気圧(hPa) | 1016.0 | 1016.0 | 1015.0 | 1015.5 | 1015.5 | 1017.0 | 1017.0 | 1017.0 | 1016.0 | 1016.0 | |
| 水温(°C) | 0.0 | 26.09 | 26.12 | 26.74 | 26.48 | 26.06 | 26.65 | 25.99 | 26.79 | 26.72 | 26.13 |
| | 5.0 | 24.99 | 25.47 | 26.33 | 26.35 | 25.89 | 25.83 | 26.05 | 25.84 | 25.66 | 25.53 |
| | 10.0 | 24.57 | 25.03 | 25.71 | 25.85 | 25.59 | 25.56 | 25.61 | 25.46 | 25.72 | 25.35 |
| | 15.0 | 24.10 | 24.06 | 25.49 | 25.77 | 25.25 | 24.80 | 25.36 | 25.34 | 25.72 | 25.12 |
| | 20.0 | 23.42 | 22.94 | 24.14 | 25.13 | 24.64 | 24.54 | 25.24 | 25.09 | 25.46 | 24.79 |
| | 25.0 | 22.36 | 21.97 | 22.65 | 24.84 | 24.27 | 23.98 | 24.31 | 24.97 | 24.12 | 23.93 |
| | 30.0 | 21.53 | 21.13 | 21.74 | 23.60 | 23.67 | 22.54 | 23.29 | 23.56 | 23.08 | 23.35 |
| | 35.0 | 20.73 | 20.55 | 20.06 | 20.64 | 22.11 | 20.62 | 21.73 | 23.17 | 22.68 | 22.29 |
| | 40.0 | 20.20 | 19.96 | 19.49 | 19.46 | 19.63 | 19.64 | 21.07 | 21.70 | 21.48 | 21.80 |
| | 45.0 | 19.58 | 19.49 | 18.67 | 19.00 | 19.17 | 19.19 | 20.05 | 20.42 | 19.21 | 20.13 |
| | 50.0 | 19.27 | 18.95 | 17.98 | 18.62 | 18.99 | 18.97 | 18.79 | 19.52 | 18.33 | 18.95 |
| | 55.0 | 18.74 | 18.59 | 17.66 | 18.15 | 18.57 | 18.33 | 18.06 | 18.69 | 18.24 | 18.78 |
| | 60.0 | 18.48 | 17.98 | 17.24 | 17.70 | 18.24 | 17.74 | 17.49 | 17.62 | 17.41 | 18.67 |
| | 65.0 | 17.64 | 17.49 | 17.20 | 17.53 | 17.79 | 17.38 | 17.19 | 16.73 | 16.94 | 18.52 |
| | 70.0 | 17.01 | 17.20 | 17.11 | 17.16 | 17.25 | 16.91 | 16.93 | 16.55 | 16.33 | 18.41 |
| | 75.0 | 16.65 | 16.99 | 16.80 | 16.91 | 16.99 | 16.45 | 16.76 | 16.32 | 16.06 | 18.34 |
| | 80.0 | 16.43 | 16.63 | 16.61 | 16.77 | 16.79 | 16.23 | 16.49 | 16.16 | 15.85 | 17.27 |
| | 85.0 | 16.22 | 16.50 | 16.53 | 16.68 | 16.53 | 16.13 | 16.26 | 15.99 | 15.66 | 16.78 |
| | 90.0 | 16.10 | 16.41 | 16.37 | 16.44 | 16.33 | 16.07 | 16.16 | 15.65 | 15.51 | 16.48 |
| | 95.0 | 16.05 | 16.31 | 16.30 | 16.11 | 16.19 | 15.92 | 15.75 | 15.57 | 15.31 | 16.34 |
| | 100.0 | 16.00 | 16.25 | 16.25 | 16.05 | 16.03 | 15.85 | 15.45 | 15.51 | 15.17 | 16.23 |
| 105.0 | 15.95 | 16.16 | 16.07 | 15.94 | 15.89 | 15.67 | 15.44 | 15.47 | 15.08 | 16.11 | |
| 110.0 | 15.93 | 16.05 | 15.97 | 15.90 | 15.77 | 15.64 | | | 15.02 | 16.06 | |
| 115.0 | 15.92 | 15.94 | 15.95 | 15.79 | 15.68 | | | | 14.83 | 15.84 | |
| 120.0 | 15.88 | 15.82 | 15.87 | 15.73 | 15.64 | | | | 14.77 | 15.63 | |
| 125.0 | 15.87 | 15.76 | 15.78 | 15.69 | 15.57 | | | | 14.43 | 15.55 | |
| 130.0 | 15.80 | 15.73 | 15.71 | 15.67 | 15.55 | | | | | 15.33 | |
| 135.0 | 15.77 | 15.72 | 15.65 | 15.64 | 15.53 | | | | | 15.11 | |
| 140.0 | 15.74 | 15.69 | 15.60 | 15.63 | 15.51 | | | | | 15.01 | |
| 145.0 | 15.72 | 15.66 | 15.57 | 15.60 | 15.48 | | | | | 14.79 | |
| 150.0 | 15.70 | | | 15.56 | 15.47 | | | | | 14.54 | |
| 155.0 | 15.68 | | | 15.53 | 15.46 | | | | | 14.42 | |
| 160.0 | 15.68 | | | 15.50 | 15.44 | | | | | 14.32 | |
| 165.0 | 15.68 | | | 15.48 | 15.44 | | | | | 14.18 | |
| 170.0 | 15.67 | | | 15.46 | 15.44 | | | | | 14.01 | |
| 175.0 | 15.68 | | | 15.44 | 15.43 | | | | | 13.91 | |
| 180.0 | 15.67 | | | 15.43 | 15.42 | | | | | 13.69 | |
| 185.0 | 15.66 | | | 15.41 | | | | | | 13.62 | |
| 190.0 | 15.66 | | | 15.41 | | | | | | 13.43 | |
| 195.0 | 15.65 | | | 15.40 | | | | | | 13.34 | |
| 200.0 | | | | 15.39 | | | | | | 13.00 | |
| 205.0 | | | | 15.38 | | | | | | 12.69 | |
| 210.0 | | | | 15.36 | | | | | | 12.62 | |
| 塩分(P.S.U) | 0.0 | | | | | 31.06 | | | | | |
| | 5.0 | 30.40 | 29.28 | 29.24 | 31.42 | 32.00 | 32.83 | 32.73 | 33.03 | 33.32 | 32.82 |
| | 10.0 | 31.28 | 30.78 | 32.27 | 32.36 | 32.83 | 33.11 | 33.15 | 33.50 | 33.70 | 33.11 |
| | 15.0 | 31.81 | 31.80 | 32.78 | 32.55 | 33.50 | 33.41 | 33.38 | 33.53 | 33.71 | 33.25 |
| | 20.0 | 32.73 | 32.85 | 33.56 | 33.55 | 33.75 | 33.63 | 33.58 | 33.57 | 33.65 | 33.49 |
| | 25.0 | 33.10 | 33.28 | 33.73 | 33.70 | 33.77 | 33.74 | 33.68 | 33.62 | 33.93 | 33.74 |
| | 30.0 | 33.31 | 33.49 | 33.88 | 33.63 | 33.77 | 33.81 | 33.79 | 33.81 | 33.98 | 33.87 |
| | 35.0 | 33.60 | 33.62 | 33.84 | 33.86 | 33.82 | 34.14 | 34.02 | 33.96 | 33.96 | 34.08 |
| | 40.0 | 33.71 | 33.72 | 34.18 | 34.15 | 34.05 | 34.12 | 34.13 | 34.09 | 34.08 | 34.14 |
| | 45.0 | 33.79 | 33.76 | 34.29 | 34.25 | 34.25 | 34.26 | 34.21 | 34.22 | 34.29 | 34.26 |
| | 50.0 | 33.79 | 33.83 | 34.43 | 34.29 | 34.27 | 34.29 | 34.31 | 34.32 | 34.41 | 34.39 |
| | 55.0 | 33.83 | 33.86 | 34.47 | 34.39 | 34.33 | 34.36 | 34.42 | 34.38 | 34.42 | 34.39 |
| | 60.0 | 33.92 | 33.97 | 34.49 | 34.45 | 34.36 | 34.44 | 34.46 | 34.48 | 34.48 | 34.39 |
| | 65.0 | 33.98 | 34.03 | 34.50 | 34.47 | 34.43 | 34.47 | 34.49 | 34.53 | 34.51 | 34.40 |
| | 70.0 | 34.06 | 34.05 | 34.50 | 34.48 | 34.49 | 34.50 | 34.50 | 34.51 | 34.53 | 34.41 |
| | 75.0 | 34.09 | 34.06 | 34.50 | 34.51 | 34.51 | 34.53 | 34.51 | 34.54 | 34.55 | 34.41 |
| | 80.0 | 34.11 | 34.10 | 34.52 | 34.52 | 34.50 | 34.53 | 34.53 | 34.55 | 34.53 | 34.47 |
| | 85.0 | 34.13 | 34.11 | 34.52 | 34.52 | 34.53 | 34.54 | 34.53 | 34.50 | 34.55 | 34.51 |
| | 90.0 | 34.14 | 34.11 | 34.52 | 34.53 | 34.54 | 34.54 | 34.53 | 34.57 | 34.55 | 34.53 |
| | 95.0 | 34.14 | 34.12 | 34.52 | 34.54 | 34.53 | 34.54 | 34.56 | 34.57 | 34.56 | 34.53 |
| | 100.0 | 34.15 | 34.12 | 34.52 | 34.54 | 34.54 | 34.54 | 34.57 | 34.57 | 34.55 | 34.54 |
| 105.0 | 34.15 | 34.13 | 34.53 | 34.55 | 34.54 | 34.54 | 34.57 | 34.57 | 34.56 | 34.54 | |
| 110.0 | 34.16 | 34.14 | 34.53 | 34.55 | 34.54 | 34.54 | | | 34.55 | 34.55 | |
| 115.0 | 34.16 | 34.14 | 34.53 | 34.55 | 34.54 | | | | 34.56 | 34.55 | |
| 120.0 | 34.16 | 34.15 | 34.53 | 34.54 | 34.54 | | | | 34.56 | 34.55 | |
| 125.0 | 34.16 | 34.16 | 34.53 | 34.54 | 34.54 | | | | 34.55 | 34.57 | |
| 130.0 | 34.17 | 34.17 | 34.53 | 34.54 | 34.54 | | | | | 34.54 | |
| 135.0 | 34.18 | 34.17 | 34.54 | 34.54 | 34.54 | | | | | 34.55 | |
| 140.0 | 34.19 | 34.18 | 34.54 | 34.54 | 34.54 | | | | | 34.56 | |
| 145.0 | 34.20 | 34.18 | 34.54 | 34.54 | 34.54 | | | | | 34.54 | |
| 150.0 | 34.20 | | | 34.54 | 34.54 | | | | | 34.55 | |
| 155.0 | 34.20 | | | 34.54 | 34.54 | | | | | 34.54 | |
| 160.0 | 34.21 | | | 34.54 | 34.54 | | | | | 34.53 | |
| 165.0 | 34.21 | | | 34.54 | 34.54 | | | | | 34.53 | |
| 170.0 | 34.21 | | | 34.54 | 34.54 | | | | | 34.53 | |
| 175.0 | 34.21 | | | 34.54 | 34.54 | | | | | 34.51 | |
| 180.0 | 34.21 | | | 34.54 | 34.54 | | | | | 34.49 | |
| 185.0 | 34.21 | | | 34.54 | | | | | | 34.50 | |
| 190.0 | 34.22 | | | 34.54 | | | | | | 34.49 | |
| 195.0 | | | | 34.54 | | | | | | 34.47 | |
| 200.0 | | | | 34.54 | | | | | | 34.46 | |
| 205.0 | | | | 34.54 | | | | | | 34.46 | |
| 210.0 | | | | 34.54 | | | | | | 34.46 | |

別表5 水温塩分観測成果表

| 測点 | K-16 | K-15 | K-00 | K-02 | K-04 | K-06 | K-08 | K-10 | K-12 | K-14 |
|-----------|------------|------------|------------|------------|------------|------------|------------|------------|------------|------------|
| 日付 | 2018/8/1 | 2018/8/1 | 2018/8/3 | 2018/8/3 | 2018/8/3 | 2018/8/3 | 2018/8/3 | 2018/8/3 | | |
| 時刻 | 12:30 | 11:50 | 13:20 | 12:35 | 11:35 | 10:55 | 10:25 | 9:50 | | |
| 北緯 | 31°40'00" | 31°40'00" | 31°31'15" | 31°26'45" | 31°22'15" | 31°17'30" | 31°12'30" | 31°08'30" | 31°05'30" | 31°02'30" |
| 東経 | 130°45'45" | 130°40'00" | 130°35'45" | 130°38'27" | 130°41'09" | 130°42'30" | 130°42'30" | 130°40'11" | 130°35'32" | 130°30'53" |
| 水深(m) | 200.0 | 150.0 | 150.0 | 228.0 | 204.0 | 118.0 | 109.0 | 103.0 | 123.0 | 250.0 |
| 透明度(m) | 5.0 | 4.0 | 5.0 | 9.0 | 16.0 | 21.0 | 22.5 | 20.0 | | |
| 気温(°C) | 29.5 | 29.5 | 32.2 | 32.2 | 32.0 | 31.0 | 30.5 | 29.5 | | |
| 天気 | 曇 | 晴 | 晴 | 晴 | 晴 | 晴 | 晴 | 晴 | | |
| 風向(deg) | 118.0 | 90.0 | 185.0 | 195.0 | 180.0 | 220.0 | 190.0 | 150.0 | | |
| 風向 | ESE | E | S | SSW | S | SW | S | SSE | | |
| 風速(m/s) | 4.7 | 5.3 | 3.0 | 3.0 | 1.2 | 1.5 | 2.8 | 4.9 | | |
| 気圧(hPa) | 1001.0 | 1001.5 | 1010.0 | 1010.0 | 1010.0 | 1010.0 | 1010.0 | 1010.0 | | |
| 水温(°C) | 0.0 | 27.07 | 27.80 | | | 28.55 | 28.26 | 27.79 | 27.64 | |
| | 5.0 | 26.90 | 27.20 | 28.31 | 28.30 | 28.12 | 28.03 | 27.64 | 27.60 | |
| | 10.0 | 25.28 | 25.94 | 28.30 | 28.08 | 28.01 | 27.76 | 27.56 | 27.52 | |
| | 15.0 | 24.33 | 23.86 | 27.86 | 26.75 | 27.08 | 27.11 | 27.67 | 27.36 | |
| | 20.0 | 24.03 | 23.27 | 25.96 | 26.02 | 25.98 | 26.14 | 26.77 | 27.18 | |
| | 25.0 | 23.23 | 22.51 | 24.80 | 25.22 | 24.65 | 25.25 | 26.12 | 27.15 | |
| | 30.0 | 22.59 | 22.39 | 24.01 | 24.39 | 24.08 | 24.29 | 25.24 | 26.47 | |
| | 35.0 | 22.14 | 21.95 | 23.58 | 23.65 | 23.58 | 23.34 | 24.11 | 25.42 | |
| | 40.0 | 21.49 | 21.25 | 22.51 | 23.18 | 22.55 | 22.70 | 23.49 | 24.40 | |
| | 45.0 | 20.94 | 20.59 | 21.79 | 22.38 | 21.67 | 22.37 | 22.72 | 23.25 | |
| | 50.0 | 20.54 | 20.25 | 21.00 | 21.60 | 21.49 | 21.85 | 22.04 | 21.88 | |
| | 55.0 | 20.26 | 19.90 | 20.59 | 21.02 | 21.13 | 21.39 | 21.56 | 21.34 | |
| | 60.0 | 19.56 | 19.39 | 20.20 | 20.65 | 20.62 | 20.64 | 21.00 | 20.83 | |
| | 65.0 | 18.85 | 18.53 | 19.71 | 19.99 | 19.73 | 20.25 | 20.27 | 20.70 | |
| | 70.0 | 18.68 | 17.84 | 19.27 | 19.39 | 19.36 | 20.02 | 19.67 | 19.95 | |
| | 75.0 | 17.80 | 17.35 | 18.21 | 18.24 | 18.53 | 19.34 | 19.45 | 18.54 | |
| | 80.0 | 17.38 | 16.91 | 17.51 | 17.64 | 17.91 | 18.71 | 18.31 | 17.77 | |
| | 85.0 | 16.54 | 16.58 | 17.13 | 17.22 | 17.35 | 17.88 | 17.20 | 17.05 | |
| | 90.0 | 16.46 | 16.43 | 16.91 | 16.63 | 17.13 | 17.03 | 16.38 | 16.43 | |
| | 95.0 | 16.31 | 16.33 | 16.46 | 16.40 | 16.43 | 16.88 | 16.15 | 16.41 | |
| | 100.0 | 16.26 | 16.23 | 16.16 | 16.18 | 16.18 | 16.52 | 16.09 | 16.34 | |
| 105.0 | 16.18 | 16.19 | 15.89 | 16.07 | 16.06 | 16.13 | 16.07 | | | |
| 110.0 | 16.16 | 16.15 | 15.75 | 15.96 | 15.93 | 16.06 | 16.07 | | | |
| 115.0 | 16.13 | 16.10 | 15.69 | 15.88 | 15.89 | | | | | |
| 120.0 | 16.12 | 16.05 | 15.67 | 15.79 | 15.82 | | | | | |
| 125.0 | 16.07 | 16.01 | 15.64 | 15.74 | 15.78 | | | | | |
| 130.0 | 16.00 | 15.98 | 15.61 | 15.65 | 15.75 | | | | | |
| 135.0 | 15.98 | 15.94 | 15.58 | 15.63 | 15.71 | | | | | |
| 140.0 | 15.97 | 15.86 | 15.58 | 15.59 | 15.68 | | | | | |
| 145.0 | 15.89 | 15.78 | 15.58 | 15.57 | 15.67 | | | | | |
| 150.0 | 15.82 | | 15.56 | 15.53 | 15.64 | | | | | |
| 155.0 | 15.80 | | | 15.51 | 15.60 | | | | | |
| 160.0 | 15.76 | | | 15.50 | 15.58 | | | | | |
| 165.0 | 15.76 | | | 15.48 | 15.53 | | | | | |
| 170.0 | 15.75 | | | 15.48 | 15.50 | | | | | |
| 175.0 | 15.74 | | | 15.47 | 15.47 | | | | | |
| 180.0 | 15.74 | | | 15.46 | 15.45 | | | | | |
| 185.0 | 15.74 | | | 15.45 | 15.44 | | | | | |
| 190.0 | 15.73 | | | 15.44 | 15.43 | | | | | |
| 195.0 | 15.72 | | | 15.44 | 15.42 | | | | | |
| 200.0 | 15.72 | | | 15.44 | 15.41 | | | | | |
| 205.0 | | | | 15.43 | 15.41 | | | | | |
| 210.0 | | | | 15.41 | | | | | | |
| 塩分(P S U) | 0.0 | 30.50 | 29.51 | | | 32.12 | 32.46 | 32.86 | 33.43 | |
| | 5.0 | 30.73 | 30.64 | 31.56 | 31.76 | 32.12 | 32.46 | 32.86 | 33.45 | |
| | 10.0 | 32.00 | 31.94 | 31.73 | 32.17 | 32.33 | 32.70 | 33.19 | 33.44 | |
| | 15.0 | 32.32 | 32.41 | 31.90 | 33.21 | 32.99 | 33.09 | 33.46 | 33.46 | |
| | 20.0 | 32.66 | 32.60 | 32.78 | 33.35 | 33.16 | 33.40 | 33.44 | 33.56 | |
| | 25.0 | 32.78 | 32.99 | 33.37 | 33.45 | 33.57 | 33.45 | 33.66 | 33.61 | |
| | 30.0 | 32.91 | 33.15 | 33.34 | 33.50 | 33.66 | 33.55 | 33.73 | 33.68 | |
| | 35.0 | 33.16 | 33.22 | 33.48 | 33.62 | 33.71 | 33.73 | 33.91 | 33.68 | |
| | 40.0 | 33.32 | 33.41 | 33.41 | 33.73 | 33.76 | 33.79 | 33.92 | 33.83 | |
| | 45.0 | 33.48 | 33.55 | 33.61 | 33.83 | 33.91 | 33.80 | 34.03 | 34.04 | |
| | 50.0 | 33.58 | 33.64 | 33.71 | 33.92 | 33.93 | 33.89 | 34.15 | 34.26 | |
| | 55.0 | 33.63 | 33.70 | 33.86 | 34.01 | 33.98 | 33.92 | 34.10 | 34.37 | |
| | 60.0 | 33.75 | 33.76 | 34.10 | 34.08 | 34.05 | 34.01 | 34.10 | 34.38 | |
| | 65.0 | 33.85 | 33.89 | 34.19 | 34.14 | 34.13 | 34.06 | 34.12 | 34.37 | |
| | 70.0 | 33.86 | 33.98 | 34.21 | 34.33 | 34.18 | 34.10 | 34.21 | 34.34 | |
| | 75.0 | 33.95 | 34.03 | 34.34 | 34.41 | 34.34 | 34.19 | 34.44 | 34.44 | |
| | 80.0 | 34.00 | 34.07 | 34.44 | 34.45 | 34.40 | 34.29 | 34.46 | 34.46 | |
| | 85.0 | 34.10 | 34.10 | 34.48 | 34.49 | 34.46 | 34.41 | 34.45 | 34.47 | |
| | 90.0 | 34.10 | 34.11 | 34.50 | 34.49 | 34.49 | 34.49 | 34.52 | 34.53 | |
| | 95.0 | 34.12 | 34.12 | 34.51 | 34.52 | 34.52 | 34.50 | 34.54 | 34.53 | |
| | 100.0 | 34.12 | 34.12 | 34.54 | 34.54 | 34.54 | 34.50 | 34.54 | 34.53 | |
| 105.0 | 34.13 | 34.13 | 34.55 | 34.54 | 34.54 | 34.54 | 34.54 | | | |
| 110.0 | 34.14 | 34.13 | 34.55 | 34.54 | 34.55 | 34.54 | 34.54 | | | |
| 115.0 | 34.14 | 34.14 | 34.54 | 34.53 | 34.54 | | | | | |
| 120.0 | 34.14 | 34.14 | 34.55 | 34.54 | 34.55 | | | | | |
| 125.0 | 34.14 | 34.15 | 34.55 | 34.54 | 34.55 | | | | | |
| 130.0 | 34.15 | 34.15 | 34.54 | 34.55 | 34.55 | | | | | |
| 135.0 | 34.15 | 34.15 | 34.54 | 34.55 | 34.55 | | | | | |
| 140.0 | 34.15 | 34.15 | 34.55 | 34.54 | 34.55 | | | | | |
| 145.0 | 34.16 | 34.17 | 34.54 | 34.54 | 34.55 | | | | | |
| 150.0 | 34.18 | | 34.54 | 34.54 | 34.55 | | | | | |
| 155.0 | 34.18 | | | 34.54 | 34.55 | | | | | |
| 160.0 | 34.19 | | | 34.54 | 34.54 | | | | | |
| 165.0 | 34.19 | | | 34.54 | 34.54 | | | | | |
| 170.0 | 34.19 | | | 34.54 | 34.54 | | | | | |
| 175.0 | 34.20 | | | 34.54 | 34.55 | | | | | |
| 180.0 | 34.20 | | | 34.55 | 34.55 | | | | | |
| 185.0 | 34.20 | | | 34.55 | 34.54 | | | | | |
| 190.0 | 34.20 | | | 34.55 | 34.55 | | | | | |
| 195.0 | 34.20 | | | 34.55 | 34.55 | | | | | |
| 200.0 | | | | 34.54 | 34.55 | | | | | |
| 205.0 | | | | 34.54 | | | | | | |
| 210.0 | | | | 34.55 | | | | | | |

別表6 水温塩分観測成果表

| 測点 | K-16 | K-15 | K-00 | K-02 | K-04 | K-06 | K-08 | K-10 | K-12 | K-14 |
|-----------|------------|------------|------------|------------|------------|------------|------------|------------|------------|------------|
| 日付 | 2018/9/13 | 2018/9/13 | 2018/9/12 | 2018/9/12 | 2018/9/12 | 2018/9/12 | 2018/9/12 | 2018/9/12 | | |
| 時刻 | 10:35 | 9:52 | 14:20 | 13:35 | 12:25 | 11:35 | 10:55 | 10:15 | | |
| 北緯 | 31°40'00" | 31°40'00" | 31°31'15" | 31°26'45" | 31°22'15" | 31°17'30" | 31°12'30" | 31°08'30" | 31°05'30" | 31°02'30" |
| 東経 | 130°45'45" | 130°40'00" | 130°35'45" | 130°38'27" | 130°41'09" | 130°42'30" | 130°42'30" | 130°40'11" | 130°35'32" | 130°30'53" |
| 水深(m) | 200.0 | 150.0 | 150.0 | 228.0 | 204.0 | 118.0 | 109.0 | 103.0 | 123.0 | 250.0 |
| 透明度(m) | 6.4 | 7.0 | 5.5 | 15.0 | 10.0 | 15.0 | 16.0 | 14.0 | | |
| 気温(°C) | 30.0 | 29.0 | 27.0 | 27.0 | 27.5 | 26.0 | 25.0 | 24.5 | | |
| 天気 | 晴 | 晴 | 曇 | 曇 | 曇 | 曇 | 曇 | 雨 | | |
| 風向(deg) | 270.0 | 260.0 | 220.0 | 200.0 | 90.0 | 60.0 | | 170.0 | | |
| 風向 | W | W | SW | SSW | E | ENE | N | S | | |
| 風速(m/s) | 3.0 | 0.5 | 3.0 | 3.0 | 2.6 | 6.0 | 3.2 | 3.1 | | |
| 気圧(hPa) | 1015.5 | 1016.0 | 1015.0 | 1015.5 | 1016.0 | 1016.5 | 1016.0 | 1015.5 | | |
| 水温(°C) | 0.0 | 27.44 | 27.52 | 26.78 | | 27.37 | 27.28 | 27.22 | 27.12 | |
| | 5.0 | 27.13 | 26.93 | 26.67 | 27.60 | 27.40 | 27.51 | 27.36 | 27.56 | |
| | 10.0 | 27.15 | 26.06 | 26.53 | 27.64 | 27.76 | 27.14 | 27.50 | 27.55 | |
| | 15.0 | 26.35 | 26.03 | 26.04 | 27.84 | 27.68 | 27.12 | 27.18 | 27.34 | |
| | 20.0 | 25.80 | 25.35 | 25.89 | 26.96 | 27.46 | 26.18 | 26.68 | 26.54 | |
| | 25.0 | 25.39 | 24.83 | 25.78 | 26.58 | 27.03 | 25.36 | 26.51 | 26.08 | |
| | 30.0 | 24.65 | 24.47 | 25.41 | 25.56 | 25.33 | 24.16 | 25.23 | 25.93 | |
| | 35.0 | 24.08 | 23.92 | 24.92 | 24.37 | 23.88 | 23.69 | 25.03 | 25.42 | |
| | 40.0 | 23.28 | 23.50 | 23.54 | 22.94 | 22.75 | 22.39 | 24.17 | 24.85 | |
| | 45.0 | 22.67 | 23.34 | 22.13 | 21.83 | 22.03 | 21.80 | 22.78 | 23.70 | |
| | 50.0 | 21.85 | 22.53 | 20.69 | 21.18 | 19.78 | 20.84 | 20.34 | 22.60 | |
| | 55.0 | 21.11 | 21.44 | 19.69 | 19.89 | 19.72 | 19.95 | 18.91 | 20.78 | |
| | 60.0 | 20.16 | 20.89 | 18.97 | 19.28 | 19.29 | 19.24 | 18.80 | 19.67 | |
| | 65.0 | 19.46 | 19.92 | 18.60 | 18.32 | 18.91 | 18.81 | 17.90 | 18.27 | |
| | 70.0 | 18.72 | 19.22 | 18.10 | 18.09 | 18.14 | 18.06 | 17.63 | 17.85 | |
| | 75.0 | 17.99 | 18.35 | 17.54 | 17.63 | 17.66 | 17.37 | 17.30 | 17.65 | |
| | 80.0 | 17.48 | 17.71 | 17.41 | 17.33 | 17.12 | 16.95 | 17.21 | 17.48 | |
| | 85.0 | 16.90 | 17.32 | 17.04 | 17.20 | 16.83 | 16.73 | 16.94 | 17.08 | |
| | 90.0 | 16.63 | 16.91 | 16.90 | 16.91 | 16.53 | 16.38 | 16.71 | 16.89 | |
| | 95.0 | 16.50 | 16.77 | 16.87 | 16.79 | 16.31 | 16.27 | 16.68 | 16.81 | |
| | 100.0 | 16.49 | 16.59 | 16.77 | 16.71 | 16.26 | 16.11 | 16.47 | 16.80 | |
| 105.0 | 16.45 | 16.47 | 16.61 | 16.59 | 16.09 | 16.04 | 16.41 | 16.79 | | |
| 110.0 | 16.40 | 16.41 | 16.38 | 16.39 | 16.00 | 16.00 | 16.33 | | | |
| 115.0 | 16.38 | 16.35 | 16.34 | 16.20 | 15.95 | | | | | |
| 120.0 | 16.33 | 16.27 | 16.16 | 16.06 | 15.88 | | | | | |
| 125.0 | 16.29 | 16.23 | 16.04 | 16.05 | 15.83 | | | | | |
| 130.0 | 16.26 | 16.17 | 16.01 | 15.97 | 15.79 | | | | | |
| 135.0 | 16.24 | 16.13 | 15.87 | 15.91 | 15.77 | | | | | |
| 140.0 | 16.19 | 16.06 | 15.86 | 15.87 | 15.72 | | | | | |
| 145.0 | 16.10 | 15.99 | 15.80 | 15.82 | 15.71 | | | | | |
| 150.0 | 16.04 | | 15.79 | 15.78 | 15.70 | | | | | |
| 155.0 | 15.98 | | | 15.75 | 15.66 | | | | | |
| 160.0 | 15.95 | | | 15.73 | 15.64 | | | | | |
| 165.0 | 15.93 | | | 15.72 | 15.62 | | | | | |
| 170.0 | 15.93 | | | 15.70 | 15.60 | | | | | |
| 175.0 | 15.93 | | | 15.67 | 15.60 | | | | | |
| 180.0 | 15.92 | | | 15.65 | 15.58 | | | | | |
| 185.0 | 15.92 | | | 15.64 | 15.58 | | | | | |
| 190.0 | 15.92 | | | 15.63 | 15.57 | | | | | |
| 195.0 | 15.91 | | | 15.62 | 15.55 | | | | | |
| 200.0 | 15.90 | | | 15.61 | 15.54 | | | | | |
| 205.0 | | | | 15.59 | 15.54 | | | | | |
| 210.0 | | | | 15.59 | | | | | | |
| 塩分(P S U) | 0.0 | 31.36 | 31.44 | 31.87 | | 32.11 | 32.79 | 32.78 | 32.34 | |
| | 5.0 | 31.89 | 31.76 | 31.93 | 32.49 | 32.14 | 33.25 | 33.04 | 33.07 | |
| | 10.0 | 31.93 | 32.43 | 32.06 | 32.73 | 32.85 | 33.51 | 33.17 | 33.11 | |
| | 15.0 | 32.36 | 32.52 | 32.63 | 33.33 | 33.60 | 33.57 | 33.60 | 33.55 | |
| | 20.0 | 32.44 | 32.77 | 33.01 | 33.52 | 33.71 | 33.61 | 33.69 | 33.94 | |
| | 25.0 | 32.53 | 32.84 | 33.63 | 33.59 | 33.71 | 33.60 | 33.87 | 33.98 | |
| | 30.0 | 32.72 | 32.85 | 33.58 | 33.63 | 33.52 | 33.72 | 33.94 | 33.98 | |
| | 35.0 | 32.91 | 32.92 | 33.66 | 33.79 | 33.70 | 33.85 | 33.99 | 34.00 | |
| | 40.0 | 32.94 | 33.10 | 33.69 | 33.88 | 33.94 | 34.13 | 34.06 | 34.02 | |
| | 45.0 | 33.06 | 33.21 | 33.83 | 33.85 | 33.99 | 34.25 | 34.19 | 34.14 | |
| | 50.0 | 33.24 | 33.22 | 34.01 | 33.97 | 34.40 | 34.24 | 34.38 | 34.21 | |
| | 55.0 | 33.40 | 33.32 | 34.24 | 34.20 | 34.40 | 34.35 | 34.48 | 34.26 | |
| | 60.0 | 33.60 | 33.43 | 34.34 | 34.29 | 34.42 | 34.39 | 34.48 | 34.43 | |
| | 65.0 | 33.60 | 33.65 | 34.39 | 34.45 | 34.47 | 34.41 | 34.51 | 34.55 | |
| | 70.0 | 33.82 | 33.76 | 34.45 | 34.46 | 34.49 | 34.46 | 34.51 | 34.58 | |
| | 75.0 | 33.92 | 33.87 | 34.48 | 34.50 | 34.50 | 34.50 | 34.50 | 34.59 | |
| | 80.0 | 33.95 | 33.97 | 34.50 | 34.53 | 34.52 | 34.52 | 34.58 | 34.60 | |
| | 85.0 | 34.05 | 34.00 | 34.51 | 34.52 | 34.49 | 34.53 | 34.55 | 34.61 | |
| | 90.0 | 34.09 | 34.06 | 34.52 | 34.53 | 34.54 | 34.53 | 34.59 | 34.62 | |
| | 95.0 | 34.10 | 34.08 | 34.52 | 34.53 | 34.53 | 34.53 | 34.58 | 34.63 | |
| | 100.0 | 34.11 | 34.10 | 34.51 | 34.53 | 34.53 | 34.54 | 34.57 | 34.63 | |
| 105.0 | 34.10 | 34.10 | 34.53 | 34.53 | 34.53 | 34.53 | 34.55 | 34.63 | | |
| 110.0 | 34.11 | 34.11 | 34.52 | 34.53 | 34.54 | 34.54 | 34.55 | | | |
| 115.0 | 34.11 | 34.12 | 34.53 | 34.52 | 34.54 | | | | | |
| 120.0 | 34.12 | 34.12 | 34.54 | 34.53 | 34.54 | | | | | |
| 125.0 | 34.12 | 34.13 | 34.54 | 34.54 | 34.54 | | | | | |
| 130.0 | 34.13 | 34.13 | 34.54 | 34.54 | 34.54 | | | | | |
| 135.0 | 34.13 | 34.14 | 34.54 | 34.54 | 34.54 | | | | | |
| 140.0 | 34.14 | 34.14 | 34.54 | 34.54 | 34.54 | | | | | |
| 145.0 | 34.14 | 34.15 | 34.54 | 34.54 | 34.54 | | | | | |
| 150.0 | 34.15 | | | 34.54 | 34.54 | | | | | |
| 155.0 | 34.16 | | | 34.54 | 34.54 | | | | | |
| 160.0 | 34.17 | | | 34.54 | 34.54 | | | | | |
| 165.0 | 34.17 | | | 34.54 | 34.54 | | | | | |
| 170.0 | 34.17 | | | 34.54 | 34.54 | | | | | |
| 175.0 | 34.17 | | | 34.54 | 34.54 | | | | | |
| 180.0 | 34.17 | | | 34.54 | 34.54 | | | | | |
| 185.0 | 34.17 | | | 34.54 | 34.54 | | | | | |
| 190.0 | 34.17 | | | 34.54 | 34.54 | | | | | |
| 195.0 | 34.18 | | | 34.54 | 34.54 | | | | | |
| 200.0 | | | | 34.54 | 34.54 | | | | | |
| 205.0 | | | | 34.54 | | | | | | |
| 210.0 | | | | 34.54 | | | | | | |

別表7 水温塩分観測成果表

| 測点 | K-16 | K-15 | K-00 | K-02 | K-04 | K-06 | K-08 | K-10 | K-12 | K-14 |
|-----------|------------|------------|------------|------------|------------|------------|------------|------------|------------|-------|
| 日付 | 2018/12/12 | 2018/12/12 | 2018/12/14 | 2018/12/14 | 2018/12/14 | 2018/12/14 | 2018/12/13 | 2018/12/13 | 2018/12/13 | |
| 時刻 | 10:45 | 10:08 | 9:45 | 10:43 | 11:23 | 12:02 | 13:30 | 12:57 | 12:20 | |
| 北緯 | 31°40'00" | 31°40'00" | 31°31'15" | 31°26'45" | 31°22'15" | 31°17'30" | 31°12'30" | 31°08'30" | 31°05'30" | |
| 東経 | 130°45'45" | 130°40'00" | 130°35'45" | 130°38'27" | 130°41'09" | 130°42'30" | 130°42'30" | 130°40'11" | 130°35'32" | |
| 水深(m) | 200.0 | 150.0 | 150.0 | 228.0 | 204.0 | 118.0 | 109.0 | 103.0 | 123.0 | |
| 透明度(m) | 10.0 | 11.0 | 15.5 | 20.0 | 17.0 | 17.5 | 19.0 | 19.5 | 24.0 | |
| 気温(°C) | 14.0 | 13.5 | 12.0 | 12.0 | 12.5 | 13.0 | 13.0 | 13.0 | 13.5 | |
| 天気 | 晴 | 曇 | 曇 | 晴 | 晴 | 曇 | 曇 | 曇 | 曇 | |
| 風向(deg) | 310.0 | 330.0 | 20.0 | 340.0 | 340.0 | 340.0 | 340.0 | 340.0 | 20.0 | |
| 風向 | NW | NNW | NNE | NNW | NNW | NNW | NNW | NNW | NNE | |
| 風速(m/s) | 8.0 | 10.0 | 4.5 | 7.0 | 7.0 | 8.5 | 7.0 | 5.0 | 5.0 | |
| 気圧(hPa) | 1022.0 | 1021.0 | 1030.0 | 1030.0 | 1030.0 | 1030.0 | 1026.0 | 1026.0 | 1027.0 | |
| 水温(°C) | 0.0 | 19.00 | 19.35 | 19.56 | 19.60 | 19.57 | 20.91 | 19.95 | 22.46 | |
| | 5.0 | 19.32 | 19.43 | 19.40 | 19.58 | 19.63 | 19.57 | 20.94 | 19.97 | 22.45 |
| | 10.0 | 19.44 | 19.43 | 19.38 | 19.58 | 19.63 | 19.56 | 20.94 | 19.97 | 22.46 |
| | 15.0 | 19.57 | 19.49 | 19.38 | 19.58 | 19.64 | 19.56 | 20.92 | 19.97 | 22.46 |
| | 20.0 | 19.65 | 19.54 | 19.38 | 19.58 | 19.63 | 19.55 | 20.91 | 19.97 | 22.45 |
| | 25.0 | 19.66 | 19.63 | 19.38 | 19.58 | 19.63 | 19.55 | 20.85 | 19.95 | 22.45 |
| | 30.0 | 19.77 | 19.69 | 19.38 | 19.58 | 19.63 | 19.55 | 20.83 | 19.93 | 22.42 |
| | 35.0 | 19.99 | 19.67 | 19.39 | 19.58 | 19.63 | 19.56 | 20.81 | 19.96 | 22.41 |
| | 40.0 | 20.06 | 19.71 | 19.38 | 19.59 | 19.64 | 19.56 | 20.78 | 19.96 | 22.22 |
| | 45.0 | 19.68 | 19.73 | 19.41 | 19.58 | 19.64 | 19.55 | 20.72 | 19.96 | 22.20 |
| | 50.0 | 19.60 | 19.97 | 19.40 | 19.59 | 19.65 | 19.55 | 20.64 | 19.96 | 22.01 |
| | 55.0 | 19.53 | 19.93 | 19.50 | 19.59 | 19.64 | 19.56 | 20.63 | 19.93 | 21.77 |
| | 60.0 | 19.56 | 19.79 | 19.50 | 19.60 | 19.64 | 19.56 | 20.21 | 19.90 | 21.56 |
| | 65.0 | 19.28 | 19.68 | 19.32 | 19.61 | 19.60 | 19.56 | 19.88 | 19.90 | 21.47 |
| | 70.0 | 19.14 | 19.23 | 19.00 | 19.14 | 19.32 | 19.56 | 19.68 | 19.87 | 21.16 |
| | 75.0 | 19.05 | 19.02 | 18.88 | 18.72 | 19.16 | 19.56 | 19.38 | 19.65 | 21.07 |
| | 80.0 | 18.80 | 18.95 | 18.18 | 18.29 | 18.46 | 19.56 | 18.79 | 19.25 | 20.21 |
| | 85.0 | 18.38 | 18.58 | 17.64 | 17.87 | 17.84 | 18.73 | 18.42 | 18.66 | 19.57 |
| | 90.0 | 18.04 | 18.03 | 17.21 | 17.35 | 17.68 | 18.06 | 17.91 | 18.38 | 18.89 |
| | 95.0 | 17.74 | 17.83 | 16.98 | 17.12 | 17.18 | 17.24 | 17.21 | 18.21 | 18.67 |
| | 100.0 | 17.57 | 17.54 | 16.80 | 16.90 | 16.76 | 17.01 | 17.05 | 18.11 | 18.65 |
| 105.0 | 17.34 | 17.40 | 16.53 | 16.73 | 16.54 | 16.45 | 16.75 | 17.27 | 18.51 | |
| 110.0 | 17.17 | 17.25 | 16.44 | 16.43 | 16.45 | 16.38 | 16.71 | | 18.24 | |
| 115.0 | 17.07 | 17.16 | 16.27 | 16.36 | 16.32 | | | | 18.20 | |
| 120.0 | 17.01 | 17.11 | 16.23 | 16.25 | 16.27 | | | | | |
| 125.0 | 16.87 | 17.06 | | 16.18 | 16.22 | | | | | |
| 130.0 | 16.75 | 17.01 | | 16.11 | 16.14 | | | | | |
| 135.0 | 16.74 | 16.93 | | 16.07 | 16.11 | | | | | |
| 140.0 | 16.70 | 16.86 | | 16.05 | 16.07 | | | | | |
| 145.0 | 16.59 | 16.77 | | 16.03 | 16.06 | | | | | |
| 150.0 | 16.48 | | | 16.01 | 16.02 | | | | | |
| 155.0 | 16.47 | | | 16.00 | 15.99 | | | | | |
| 160.0 | 16.46 | | | 15.99 | 15.98 | | | | | |
| 165.0 | 16.45 | | | 15.97 | 15.98 | | | | | |
| 170.0 | 16.45 | | | 15.96 | 15.97 | | | | | |
| 175.0 | 16.44 | | | 15.95 | 15.96 | | | | | |
| 180.0 | 16.44 | | | 15.95 | 15.94 | | | | | |
| 185.0 | 16.43 | | | 15.93 | 15.94 | | | | | |
| 190.0 | 16.43 | | | 15.92 | 15.93 | | | | | |
| 195.0 | 16.41 | | | 15.87 | 15.89 | | | | | |
| 200.0 | | | | 15.86 | 15.85 | | | | | |
| 205.0 | | | | 15.85 | 15.81 | | | | | |
| 210.0 | | | | 15.83 | | | | | | |
| 塩分(P.S.U) | 0.0 | 33.00 | 34.05 | 33.97 | 34.07 | 34.05 | 34.30 | 34.02 | 34.45 | |
| | 5.0 | 33.37 | 33.52 | 33.98 | 34.03 | 34.05 | 34.31 | 34.03 | 34.46 | |
| | 10.0 | 33.44 | 33.52 | 33.97 | 34.04 | 34.07 | 34.32 | 34.03 | 34.46 | |
| | 15.0 | 33.48 | 33.54 | 33.97 | 34.04 | 34.07 | 34.32 | 34.02 | 34.46 | |
| | 20.0 | 33.52 | 33.55 | 33.97 | 34.04 | 34.08 | 34.32 | 34.03 | 34.46 | |
| | 25.0 | 33.53 | 33.58 | 33.97 | 34.04 | 34.08 | 34.30 | 34.02 | 34.46 | |
| | 30.0 | 33.59 | 33.61 | 33.97 | 34.04 | 34.08 | 34.31 | 34.02 | 34.45 | |
| | 35.0 | 33.68 | 33.61 | 33.98 | 34.04 | 34.08 | 34.30 | 34.02 | 34.45 | |
| | 40.0 | 33.83 | 33.62 | 33.97 | 34.04 | 34.08 | 34.30 | 34.02 | 34.44 | |
| | 45.0 | 33.74 | 33.64 | 33.98 | 34.04 | 34.08 | 34.30 | 34.02 | 34.44 | |
| | 50.0 | 33.76 | 33.81 | 33.98 | 34.04 | 34.08 | 34.30 | 34.02 | 34.43 | |
| | 55.0 | 33.82 | 33.86 | 34.02 | 34.05 | 34.09 | 34.30 | 34.02 | 34.42 | |
| | 60.0 | 33.95 | 33.92 | 34.02 | 34.06 | 34.08 | 34.30 | 34.01 | 34.43 | |
| | 65.0 | 33.98 | 33.90 | 34.32 | 34.06 | 34.08 | 34.30 | 34.01 | 34.44 | |
| | 70.0 | 33.98 | 33.84 | 34.38 | 34.39 | 34.33 | 34.30 | 34.15 | 34.46 | |
| | 75.0 | 33.99 | 33.88 | 34.42 | 34.41 | 34.36 | 34.30 | 34.31 | 34.46 | |
| | 80.0 | 33.96 | 33.88 | 34.49 | 34.45 | 34.44 | 34.30 | 34.33 | 34.46 | |
| | 85.0 | 33.99 | 34.00 | 34.53 | 34.51 | 34.48 | 34.37 | 34.43 | 34.38 | |
| | 90.0 | 34.01 | 34.01 | 34.54 | 34.53 | 34.49 | 34.49 | 34.46 | 34.51 | |
| | 95.0 | 34.02 | 34.01 | 34.54 | 34.54 | 34.52 | 34.54 | 34.47 | 34.54 | |
| | 100.0 | 34.02 | 34.02 | 34.54 | 34.54 | 34.54 | 34.52 | 34.48 | 34.55 | |
| 105.0 | 34.03 | 34.03 | 34.54 | 34.55 | 34.55 | 34.56 | 34.53 | 34.55 | | |
| 110.0 | 34.04 | 34.04 | 34.54 | 34.55 | 34.55 | 34.56 | | 34.58 | | |
| 115.0 | 34.05 | 34.05 | 34.54 | 34.55 | 34.55 | | | 34.57 | | |
| 120.0 | 34.05 | 34.05 | 34.54 | 34.52 | 34.55 | | | | | |
| 125.0 | 34.06 | 34.05 | | 34.55 | 34.55 | | | | | |
| 130.0 | 34.07 | 34.06 | | 34.55 | 34.54 | | | | | |
| 135.0 | 34.08 | 34.06 | | 34.55 | 34.55 | | | | | |
| 140.0 | 34.08 | 34.06 | | 34.55 | 34.55 | | | | | |
| 145.0 | 34.10 | 34.07 | | 34.55 | 34.55 | | | | | |
| 150.0 | 34.11 | | | 34.55 | 34.55 | | | | | |
| 155.0 | 34.11 | | | 34.55 | 34.55 | | | | | |
| 160.0 | 34.11 | | | 34.55 | 34.55 | | | | | |
| 165.0 | 34.11 | | | 34.55 | 34.55 | | | | | |
| 170.0 | 34.11 | | | 34.55 | 34.55 | | | | | |
| 175.0 | 34.11 | | | 34.55 | 34.55 | | | | | |
| 180.0 | 34.11 | | | 34.55 | 34.55 | | | | | |
| 185.0 | 34.12 | | | 34.55 | 34.55 | | | | | |
| 190.0 | 34.12 | | | 34.55 | 34.55 | | | | | |
| 195.0 | | | | 34.55 | 34.55 | | | | | |
| 200.0 | | | | 34.56 | 34.56 | | | | | |
| 205.0 | | | | 34.56 | | | | | | |
| 210.0 | | | | 34.56 | | | | | | |

別表9 水温塩分観測成果表

| 測点 | K-16 | K-15 | K-00 | K-02 | K-04 | K-06 | K-08 | K-10 | K-12 | K-14 |
|------------|------------|------------|------------|------------|------------|------------|------------|------------|------------|------------|
| 日付 | 2019/2/6 | 2019/2/6 | 2019/2/5 | 2019/2/5 | 2019/2/5 | 2019/2/5 | 2019/2/5 | 2019/2/5 | 2019/2/5 | 2019/2/5 |
| 時刻 | 10:30 | 9:50 | 15:40 | 15:00 | 14:20 | 13:45 | 13:15 | 12:40 | 12:00 | 11:35 |
| 北緯 | 31°40'00" | 31°40'00" | 31°31'15" | 31°26'45" | 31°22'15" | 31°17'30" | 31°12'30" | 31°08'30" | 31°05'30" | 31°02'30" |
| 東経 | 130°45'45" | 130°40'00" | 130°35'45" | 130°38'27" | 130°41'09" | 130°42'30" | 130°42'30" | 130°40'11" | 130°35'32" | 130°30'53" |
| 水深(m) | 200.0 | 150.0 | 150.0 | 228.0 | 204.0 | 118.0 | 109.0 | 103.0 | 123.0 | 250.0 |
| 透明度(m) | 11.0 | 11.0 | 13.0 | 16.0 | 16.0 | 18.0 | 18.0 | 18.0 | 18.0 | |
| 気温(°C) | 15.0 | 14.0 | 15.5 | 16.0 | 16.0 | 16.5 | 16.5 | 16.5 | 16.0 | 15.5 |
| 天気 | 晴 | 晴 | 晴 | 晴 | 晴 | 晴 | 晴 | 晴 | 晴 | 晴 |
| 風向(deg) | 340.0 | 350.0 | 250.0 | 300.0 | 55.0 | 50.0 | 32.0 | 25.0 | 19.0 | 27.0 |
| 風向 | NNW | N | WSW | WNW | NE | NE | NNE | NNE | NNE | NNE |
| 風速(m/s) | 2.0 | 3.0 | 2.6 | 2.7 | 3.2 | 9.4 | 6.1 | 7.4 | 7.0 | 7.0 |
| 気圧(hPa) | 1017.0 | 1017.0 | 1019.0 | 1019.0 | 1019.0 | 1019.0 | 1019.5 | 1020.5 | 1021.0 | 1021.0 |
| 水温(°C) | 0.0 | 16.62 | 16.46 | 16.60 | 16.58 | 16.50 | 16.40 | 16.67 | 17.36 | 17.34 |
| | 5.0 | 16.66 | 16.65 | 16.47 | 16.55 | 16.47 | 16.40 | 16.66 | 17.36 | 17.34 |
| | 10.0 | 16.70 | 16.62 | 16.46 | 16.46 | 16.43 | 16.40 | 16.65 | 17.36 | 17.33 |
| | 15.0 | 16.70 | 16.61 | 16.46 | 16.44 | 16.41 | 16.40 | 16.63 | 17.35 | 17.33 |
| | 20.0 | 16.70 | 16.59 | 16.44 | 16.44 | 16.41 | 16.40 | 16.63 | 17.36 | 17.33 |
| | 25.0 | 16.69 | 16.59 | 16.42 | 16.44 | 16.41 | 16.39 | 16.64 | 17.23 | 17.34 |
| | 30.0 | 16.70 | 16.70 | 16.42 | 16.44 | 16.41 | 16.38 | 16.65 | 16.81 | 17.33 |
| | 35.0 | 16.70 | 16.75 | 16.41 | 16.44 | 16.41 | 16.38 | 16.65 | 16.76 | 17.25 |
| | 40.0 | 16.72 | 16.78 | 16.42 | 16.44 | 16.42 | 16.38 | 16.65 | 16.84 | 17.23 |
| | 45.0 | 16.73 | 16.82 | 16.44 | 16.44 | 16.42 | 16.38 | 16.66 | 16.80 | 17.22 |
| | 50.0 | 16.72 | 16.89 | 16.45 | 16.44 | 16.42 | 16.39 | 16.65 | 16.89 | 17.18 |
| | 55.0 | 16.71 | 16.94 | 16.45 | 16.45 | 16.41 | 16.39 | 16.66 | 16.92 | 17.17 |
| | 60.0 | 16.72 | 16.95 | 16.47 | 16.47 | 16.41 | 16.40 | 16.68 | 16.94 | 17.10 |
| | 65.0 | 16.71 | 16.96 | 16.47 | 16.49 | 16.41 | 16.41 | 16.67 | 16.80 | 16.95 |
| | 70.0 | 16.77 | 16.95 | 16.49 | 16.49 | 16.41 | 16.41 | 16.63 | 16.59 | 16.86 |
| | 75.0 | 16.78 | 16.92 | 16.54 | 16.49 | 16.42 | 16.41 | 16.59 | 16.52 | 16.76 |
| | 80.0 | 16.78 | 16.89 | 16.57 | 16.49 | 16.41 | 16.41 | 16.58 | 16.46 | 16.73 |
| | 85.0 | 16.80 | 16.95 | 16.63 | 16.49 | 16.41 | 16.42 | 16.46 | 16.32 | 16.71 |
| | 90.0 | 16.81 | 17.04 | 16.66 | 16.49 | 16.41 | 16.41 | 15.86 | 16.21 | 16.71 |
| | 95.0 | 16.84 | 17.03 | 16.69 | 16.47 | 16.41 | 16.41 | 15.72 | 16.22 | 16.64 |
| | 100.0 | 16.83 | 17.02 | 16.72 | 16.42 | 16.42 | 16.31 | 15.55 | 16.20 | 16.66 |
| | 105.0 | 16.85 | 17.01 | 16.70 | 16.41 | 16.41 | 16.22 | 15.38 | | 16.62 |
| | 110.0 | 16.88 | 16.97 | 16.68 | 16.45 | 16.42 | | | | 16.67 |
| | 115.0 | 16.83 | 16.91 | 16.63 | 16.45 | 16.39 | | | | 16.57 |
| | 120.0 | 16.85 | 16.88 | 16.61 | 16.42 | 16.42 | | | | 16.29 |
| 125.0 | 16.82 | 16.84 | 16.60 | 16.34 | 16.35 | | | | 15.63 | |
| 130.0 | 16.76 | 16.81 | 16.58 | 16.31 | 16.17 | | | | | |
| 135.0 | 16.74 | 16.80 | 16.56 | 16.25 | 16.16 | | | | | |
| 140.0 | 16.69 | 16.72 | 16.56 | 16.19 | 16.14 | | | | | |
| 145.0 | 16.67 | 16.67 | 16.54 | 16.14 | 16.15 | | | | | |
| 150.0 | 16.66 | | | 16.11 | 16.08 | | | | | |
| 155.0 | 16.62 | | | 16.09 | 15.98 | | | | | |
| 160.0 | 16.62 | | | 16.06 | 15.93 | | | | | |
| 165.0 | 16.62 | | | 16.06 | 15.93 | | | | | |
| 170.0 | 16.62 | | | 16.05 | 15.93 | | | | | |
| 175.0 | 16.61 | | | 16.04 | 15.92 | | | | | |
| 180.0 | 16.61 | | | 16.01 | 15.92 | | | | | |
| 185.0 | 16.60 | | | 16.00 | 15.94 | | | | | |
| 190.0 | 16.60 | | | 15.99 | 15.90 | | | | | |
| 195.0 | 16.59 | | | 15.99 | 15.85 | | | | | |
| 200.0 | 16.58 | | | 15.99 | 15.79 | | | | | |
| 205.0 | | | | 15.97 | 15.70 | | | | | |
| 210.0 | | | | 15.96 | | | | | | |
| 塩分(P.S.U.) | 0.0 | 33.75 | 33.49 | 34.19 | 34.34 | 34.33 | 34.30 | 34.41 | 34.61 | 34.66 |
| | 5.0 | 33.78 | 33.82 | 34.22 | 34.33 | 34.33 | 34.30 | 34.40 | 34.62 | 34.66 |
| | 10.0 | 33.84 | 33.81 | 34.25 | 34.33 | 34.33 | 34.30 | 34.39 | 34.62 | 34.65 |
| | 15.0 | 33.85 | 33.81 | 34.27 | 34.32 | 34.33 | 34.30 | 34.39 | 34.61 | 34.64 |
| | 20.0 | 33.85 | 33.80 | 34.28 | 34.32 | 34.33 | 34.30 | 34.38 | 34.61 | 34.65 |
| | 25.0 | 33.84 | 33.81 | 34.28 | 34.32 | 34.33 | 34.30 | 34.39 | 34.58 | 34.65 |
| | 30.0 | 33.85 | 33.85 | 34.28 | 34.32 | 34.33 | 34.30 | 34.40 | 34.47 | 34.64 |
| | 35.0 | 33.85 | 33.87 | 34.28 | 34.33 | 34.33 | 34.30 | 34.40 | 34.53 | 34.63 |
| | 40.0 | 33.87 | 33.88 | 34.28 | 34.32 | 34.33 | 34.30 | 34.40 | 34.58 | 34.63 |
| | 45.0 | 33.87 | 33.89 | 34.30 | 34.33 | 34.33 | 34.30 | 34.40 | 34.54 | 34.63 |
| | 50.0 | 33.87 | 33.91 | 34.30 | 34.33 | 34.33 | 34.31 | 34.40 | 34.62 | 34.63 |
| | 55.0 | 33.87 | 33.93 | 34.30 | 34.33 | 34.34 | 34.31 | 34.40 | 34.62 | 34.64 |
| | 60.0 | 33.87 | 33.94 | 34.31 | 34.34 | 34.34 | 34.31 | 34.41 | 34.62 | 34.64 |
| | 65.0 | 33.88 | 33.94 | 34.31 | 34.34 | 34.34 | 34.32 | 34.41 | 34.61 | 34.63 |
| | 70.0 | 33.90 | 33.95 | 34.33 | 34.34 | 34.34 | 34.32 | 34.39 | 34.62 | 34.63 |
| | 75.0 | 33.91 | 33.94 | 34.36 | 34.34 | 34.34 | 34.32 | 34.38 | 34.61 | 34.61 |
| | 80.0 | 33.90 | 33.94 | 34.38 | 34.34 | 34.34 | 34.33 | 34.38 | 34.61 | 34.63 |
| | 85.0 | 33.95 | 34.01 | 34.42 | 34.35 | 34.34 | 34.33 | 34.35 | 34.60 | 34.63 |
| | 90.0 | 33.96 | 34.03 | 34.43 | 34.35 | 34.34 | 34.33 | 34.54 | 34.60 | 34.63 |
| | 95.0 | 33.98 | 34.05 | 34.47 | 34.35 | 34.34 | 34.33 | 34.54 | 34.60 | 34.62 |
| | 100.0 | 33.99 | 34.06 | 34.49 | 34.35 | 34.34 | 34.46 | 34.54 | 34.60 | 34.63 |
| | 105.0 | 34.00 | 34.07 | 34.53 | 34.39 | 34.34 | 34.54 | 34.49 | | 34.62 |
| | 110.0 | 34.04 | 34.08 | 34.53 | 34.45 | 34.35 | | | | 34.62 |
| | 115.0 | 34.04 | 34.08 | 34.53 | 34.49 | 34.45 | | | | 34.63 |
| | 120.0 | 34.07 | 34.09 | 34.53 | 34.51 | 34.51 | | | | 34.61 |
| 125.0 | 34.08 | 34.10 | 34.53 | 34.53 | 34.51 | | | | 34.61 | |
| 130.0 | 34.09 | 34.09 | 34.53 | 34.54 | 34.46 | | | | | |
| 135.0 | 34.10 | 34.10 | 34.53 | 34.55 | 34.50 | | | | | |
| 140.0 | 34.09 | 34.10 | 34.54 | 34.55 | 34.51 | | | | | |
| 145.0 | 34.09 | 34.13 | 34.53 | 34.55 | 34.53 | | | | | |
| 150.0 | 34.10 | | | 34.55 | 34.53 | | | | | |
| 155.0 | 34.10 | | | 34.55 | 34.53 | | | | | |
| 160.0 | 34.10 | | | 34.55 | 34.53 | | | | | |
| 165.0 | 34.10 | | | 34.55 | 34.53 | | | | | |
| 170.0 | 34.10 | | | 34.55 | 34.53 | | | | | |
| 175.0 | 34.10 | | | 34.55 | 34.53 | | | | | |
| 180.0 | 34.10 | | | 34.55 | 34.53 | | | | | |
| 185.0 | 34.10 | | | 34.55 | 34.53 | | | | | |
| 190.0 | 34.10 | | | 34.55 | 34.53 | | | | | |
| 195.0 | 34.10 | | | 34.55 | 34.53 | | | | | |
| 200.0 | | | | 34.55 | 34.53 | | | | | |
| 205.0 | | | | 34.55 | | | | | | |
| 210.0 | | | | 34.55 | | | | | | |

別表10 水温塩分観測成果表

| 測点 | K-16 | K-15 | K-00 | K-02 | K-04 | K-06 | K-08 | K-10 | K-12 | K-14 | |
|-----------|------------|------------|------------|------------|------------|------------|------------|------------|------------|------------|-------|
| 日付 | 2019/3/4 | 2019/3/4 | 2019/3/4 | 2019/3/5 | 2019/3/5 | 2019/3/5 | 2019/3/5 | 2019/3/5 | 2019/3/5 | 2019/3/5 | |
| 時刻 | 10:50 | 9:48 | 14:20 | 9:40 | 10:17 | 10:53 | 11:30 | 12:00 | 12:40 | 13:15 | |
| 北緯 | 31°40'00" | 31°40'00" | 31°31'15" | 31°26'45" | 31°22'15" | 31°17'30" | 31°12'30" | 31°08'30" | 31°05'30" | 31°02'30" | |
| 東経 | 130°45'45" | 130°40'00" | 130°35'45" | 130°38'27" | 130°41'09" | 130°42'30" | 130°42'30" | 130°40'11" | 130°35'32" | 130°30'53" | |
| 水深(m) | 200.0 | 150.0 | 150.0 | 228.0 | 204.0 | 118.0 | 109.0 | 103.0 | 123.0 | 250.0 | |
| 透明度(m) | 4.0 | 4.0 | 8.0 | 10.0 | 10.0 | 10.0 | 10.0 | 9.0 | 14.0 | 17.0 | |
| 気温(℃) | 13.0 | 15.0 | 15.0 | 12.0 | 12.5 | 13.5 | 14.4 | 16.6 | 16.5 | 16.0 | |
| 天気 | 雨 | 曇 | 晴 | 晴 | 晴 | 晴 | 晴 | 晴 | 晴 | 晴 | |
| 風向(deg) | 270.0 | 320.0 | 330.0 | 20.0 | - | 310.0 | 340.0 | 340.0 | 70.0 | 110.0 | |
| 風向 | W | NW | NNW | NNE | - | NW | NNW | NNW | ENE | ESE | |
| 風速(m/s) | 4.9 | 3.1 | 9.2 | 2.1 | - | 2.7 | 2.7 | 2.1 | 1.8 | 8.1 | |
| 気圧(hPa) | 1009.0 | 1008.0 | 1009.0 | 1022.0 | 1022.0 | 1022.0 | 1022.0 | 1022.0 | 1022.0 | 1020.0 | |
| 水温(℃) | 0.0 | 15.97 | 15.59 | 16.05 | 15.90 | 15.76 | 15.85 | 15.80 | 15.99 | 16.76 | 17.43 |
| | 5.0 | 16.04 | 15.64 | 15.96 | 15.83 | 15.72 | 15.72 | 15.65 | 15.97 | 16.77 | 17.42 |
| | 10.0 | 16.30 | 15.94 | 15.91 | 15.82 | 15.73 | 15.79 | 15.75 | 16.11 | 16.70 | 17.35 |
| | 15.0 | 16.37 | 16.25 | 15.88 | 15.82 | 15.74 | 15.84 | 15.77 | 16.07 | 16.69 | 17.33 |
| | 20.0 | 16.41 | 16.36 | 15.87 | 15.82 | 15.75 | 15.84 | 15.90 | 16.09 | 16.77 | 17.32 |
| | 25.0 | 16.48 | 16.38 | 15.86 | 15.85 | 15.76 | 15.81 | 15.96 | 16.12 | 16.85 | 17.29 |
| | 30.0 | 16.50 | 16.41 | 15.86 | 15.93 | 15.76 | 15.82 | 16.14 | 16.15 | 16.86 | 17.29 |
| | 35.0 | 16.55 | 16.52 | 15.87 | 16.02 | 15.78 | 15.83 | 16.32 | 16.17 | 16.86 | 17.25 |
| | 40.0 | 16.52 | 16.58 | 15.88 | 16.05 | 15.77 | 15.85 | 16.45 | 16.20 | 16.85 | 17.14 |
| | 45.0 | 16.49 | 16.61 | 15.88 | 16.07 | 15.81 | 15.91 | 16.64 | 16.17 | 16.82 | 16.68 |
| | 50.0 | 16.48 | 16.62 | 15.89 | 16.11 | 15.94 | 15.94 | 16.64 | 16.18 | 16.82 | 16.60 |
| | 55.0 | 16.50 | 16.63 | 15.96 | 16.14 | 16.01 | 15.94 | 16.72 | 16.23 | 16.80 | 16.49 |
| | 60.0 | 16.53 | 16.65 | 16.07 | 16.15 | 16.03 | 16.01 | 16.54 | 16.26 | 16.76 | 16.42 |
| | 65.0 | 16.49 | 16.61 | 16.08 | 16.18 | 16.06 | 16.05 | 16.44 | 16.18 | 16.75 | 16.41 |
| | 70.0 | 16.45 | 16.57 | 16.09 | 16.18 | 16.08 | 16.09 | 16.44 | 15.97 | 16.70 | 16.23 |
| | 75.0 | 16.40 | 16.49 | 16.12 | 16.18 | 16.09 | 16.11 | 16.21 | 15.61 | 16.69 | 16.01 |
| | 80.0 | 16.37 | 16.44 | 16.12 | 16.20 | 16.12 | 16.12 | 16.05 | 15.50 | 16.62 | 15.97 |
| | 85.0 | 16.35 | 16.35 | 16.12 | 16.20 | 16.16 | 16.11 | 15.91 | 15.21 | 16.42 | 15.88 |
| | 90.0 | 16.33 | 16.30 | 16.12 | 16.21 | 16.15 | 16.11 | 15.44 | 15.15 | 16.07 | 15.78 |
| | 95.0 | 16.33 | 16.32 | 16.14 | 16.21 | 16.12 | 16.10 | 15.11 | 15.06 | 16.01 | 15.73 |
| | 100.0 | 16.39 | 16.37 | 16.17 | 16.20 | 16.11 | 16.10 | 15.04 | 14.87 | 15.34 | 15.69 |
| | 105.0 | 16.40 | 16.38 | 16.18 | 16.19 | 16.11 | 16.10 | 14.92 | 14.71 | 14.99 | 15.39 |
| | 110.0 | 16.40 | 16.36 | 16.18 | 16.18 | 16.13 | 16.09 | 14.91 | | 14.77 | 15.17 |
| | 115.0 | 16.40 | 16.25 | 16.19 | 16.17 | 16.12 | | | | 14.29 | 14.84 |
| | 120.0 | 16.40 | 16.33 | 16.19 | 16.15 | 16.12 | | | | | 14.69 |
| | 125.0 | 16.40 | 16.28 | 16.20 | 16.13 | 16.14 | | | | | 14.65 |
| | 130.0 | 16.39 | 16.23 | 16.20 | 16.13 | 16.12 | | | | | 14.56 |
| | 135.0 | 16.37 | 16.29 | 16.20 | 16.12 | 16.11 | | | | | 14.40 |
| | 140.0 | 16.29 | 16.22 | | 16.11 | 16.10 | | | | | 14.28 |
| | 145.0 | 16.24 | 16.15 | | 16.08 | 16.10 | | | | | 14.09 |
| | 150.0 | 16.22 | | | 16.07 | 16.11 | | | | | 13.84 |
| 155.0 | 16.22 | | | 16.06 | 16.10 | | | | | 13.57 | |
| 160.0 | 16.25 | | | 16.04 | 16.10 | | | | | 13.49 | |
| 165.0 | 16.24 | | | 16.04 | 16.09 | | | | | 13.42 | |
| 170.0 | 16.23 | | | 16.02 | 16.04 | | | | | 13.36 | |
| 175.0 | 16.24 | | | 16.01 | 16.02 | | | | | 13.22 | |
| 180.0 | 16.26 | | | 16.00 | 16.01 | | | | | 13.06 | |
| 185.0 | 16.26 | | | 16.00 | 16.00 | | | | | 12.94 | |
| 190.0 | 16.25 | | | 15.99 | 15.94 | | | | | 12.77 | |
| 195.0 | 16.24 | | | 15.97 | 15.90 | | | | | 12.76 | |
| 200.0 | 16.28 | | | 15.97 | 15.59 | | | | | 12.73 | |
| 205.0 | | | | 15.95 | | | | | | 12.58 | |
| 210.0 | | | | 15.95 | | | | | | 12.51 | |
| 塩分(P S U) | 0.0 | 33.30 | 32.63 | 33.91 | 34.25 | 34.06 | 33.62 | 33.54 | 34.08 | 34.47 | 34.66 |
| | 5.0 | 33.62 | 33.33 | 34.04 | 34.18 | 34.06 | 33.79 | 33.69 | 34.08 | 34.46 | 34.66 |
| | 10.0 | 33.80 | 33.55 | 34.14 | 34.18 | 34.10 | 33.98 | 34.05 | 34.22 | 34.50 | 34.66 |
| | 15.0 | 33.85 | 33.80 | 34.18 | 34.18 | 34.11 | 34.07 | 34.11 | 34.23 | 34.50 | 34.65 |
| | 20.0 | 33.89 | 33.86 | 34.21 | 34.19 | 34.11 | 34.09 | 34.15 | 34.25 | 34.54 | 34.65 |
| | 25.0 | 33.93 | 33.86 | 34.22 | 34.21 | 34.11 | 34.10 | 34.17 | 34.26 | 34.59 | 34.65 |
| | 30.0 | 33.94 | 33.89 | 34.23 | 34.28 | 34.11 | 34.10 | 34.27 | 34.28 | 34.60 | 34.65 |
| | 35.0 | 33.97 | 33.95 | 34.23 | 34.33 | 34.13 | 34.11 | 34.31 | 34.29 | 34.64 | 34.65 |
| | 40.0 | 33.99 | 34.00 | 34.24 | 34.34 | 34.13 | 34.12 | 34.36 | 34.30 | 34.65 | 34.63 |
| | 45.0 | 33.99 | 34.01 | 34.24 | 34.35 | 34.18 | 34.19 | 34.43 | 34.37 | 34.66 | 34.61 |
| | 50.0 | 34.01 | 34.02 | 34.24 | 34.38 | 34.26 | 34.23 | 34.45 | 34.38 | 34.66 | 34.62 |
| | 55.0 | 34.04 | 34.03 | 34.28 | 34.40 | 34.31 | 34.26 | 34.48 | 34.45 | 34.66 | 34.64 |
| | 60.0 | 34.06 | 34.05 | 34.34 | 34.42 | 34.32 | 34.32 | 34.49 | 34.50 | 34.66 | 34.64 |
| | 65.0 | 34.05 | 34.05 | 34.35 | 34.44 | 34.34 | 34.34 | 34.48 | 34.50 | 34.66 | 34.63 |
| | 70.0 | 34.05 | 34.06 | 34.36 | 34.44 | 34.35 | 34.37 | 34.54 | 34.54 | 34.65 | 34.62 |
| | 75.0 | 34.04 | 34.05 | 34.37 | 34.45 | 34.36 | 34.38 | 34.53 | 34.57 | 34.65 | 34.61 |
| | 80.0 | 34.04 | 34.04 | 34.37 | 34.48 | 34.38 | 34.42 | 34.57 | 34.56 | 34.65 | 34.60 |
| | 85.0 | 34.03 | 34.02 | 34.38 | 34.48 | 34.44 | 34.45 | 34.55 | 34.56 | 34.63 | 34.60 |
| | 90.0 | 34.03 | 34.03 | 34.38 | 34.49 | 34.44 | 34.46 | 34.54 | 34.56 | 34.61 | 34.59 |
| | 95.0 | 34.05 | 34.06 | 34.39 | 34.51 | 34.44 | 34.46 | 34.52 | 34.56 | 34.60 | 34.59 |
| | 100.0 | 34.07 | 34.08 | 34.42 | 34.52 | 34.45 | 34.47 | 34.56 | 34.55 | 34.56 | 34.59 |
| | 105.0 | 34.07 | 34.10 | 34.43 | 34.52 | 34.45 | 34.48 | 34.56 | 34.55 | 34.57 | 34.58 |
| | 110.0 | 34.08 | 34.11 | 34.44 | 34.53 | 34.48 | 34.50 | 34.56 | | 34.55 | 34.55 |
| | 115.0 | 34.08 | 34.09 | 34.45 | 34.53 | 34.48 | | | | 34.52 | 34.56 |
| | 120.0 | 34.08 | 34.13 | 34.46 | 34.53 | 34.48 | | | | | 34.56 |
| | 125.0 | 34.08 | 34.12 | 34.47 | 34.54 | 34.49 | | | | | 34.55 |
| | 130.0 | 34.08 | 34.12 | 34.47 | 34.54 | 34.49 | | | | | 34.55 |
| | 135.0 | 34.08 | 34.15 | 34.47 | 34.54 | 34.50 | | | | | 34.54 |
| | 140.0 | 34.07 | 34.14 | | 34.54 | 34.50 | | | | | 34.54 |
| | 145.0 | 34.06 | 34.15 | | 34.54 | 34.50 | | | | | 34.53 |
| | 150.0 | 34.06 | | | 34.54 | 34.51 | | | | | 34.51 |
| 155.0 | 34.06 | | | 34.54 | 34.52 | | | | | 34.51 | |
| 160.0 | 34.08 | | | 34.54 | 34.53 | | | | | 34.50 | |
| 165.0 | 34.08 | | | 34.54 | 34.54 | | | | | 34.48 | |
| 170.0 | 34.08 | | | 34.54 | 34.54 | | | | | 34.50 | |
| 175.0 | 34.09 | | | 34.55 | 34.53 | | | | | 34.49 | |
| 180.0 | 34.09 | | | 34.54 | 34.53 | | | | | 34.48 | |
| 185.0 | 34.09 | | | 34.55 | 34.52 | | | | | 34.47 | |
| 190.0 | 34.09 | | | 34.55 | 34.52 | | | | | 34.47 | |
| 195.0 | | | | 34.55 | 34.54 | | | | | 34.47 | |
| 200.0 | | | | 34.55 | | | | | | 34.46 | |
| 205.0 | | | | 34.55 | | | | | | 34.46 | |
| 210.0 | | | | 34.55 | | | | | | 34.45 | |